



UNIVERSITY OF OREGON

## A Conversation With the State Board of Higher Education

President Dave Frohnmayer  
October 5, 2007

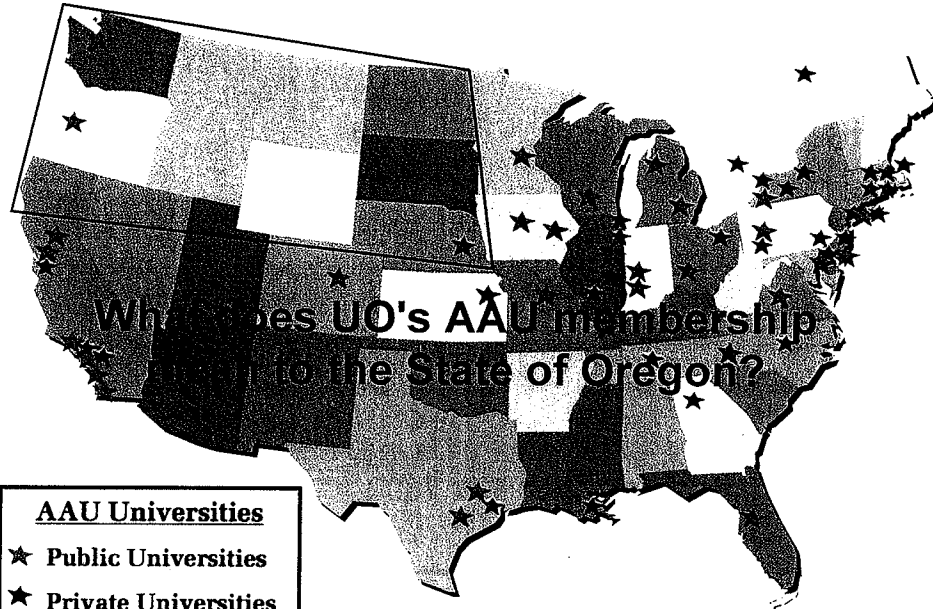
## Mission

The University of Oregon is a comprehensive research university that serves its students and the people of Oregon, the nation, and the world through the creation and transfer of knowledge in the liberal arts, the natural and social sciences, and the professions. It is the Association of American Universities flagship institution of the Oregon University System.



UNIVERSITY OF OREGON

## Association of American Universities



## Undergraduate Education

- Commitment to Access
  - University of Choice; greatest number of undergraduate degrees awarded in system (85,000+ undergraduate degrees since 1975)
  - Universal need access program starting fall 2008
- Commitment to Excellence
  - Robert D. Clark Honors College; oldest in nation, widely copied
  - Undergraduate research
  - Highest retention and graduation rates in system

## Undergraduate Education

- Commitment to Liberal Arts and Outstanding Professional Programs
  - Educating the future; earning power of liberal arts degree
  - What Oregonians value
    - Ability to think critically
- Commitment to the Residential Experience
  - Strategic housing plan



"The Evaluation Committee commends the University of Oregon for creating a learning environment and intellectual climate that fosters student engagement, student loyalty, and broad student appreciation of the institution as a whole."

*Decennial Accreditation Report  
Northwest Commission on Colleges and Universities  
July, 2007*



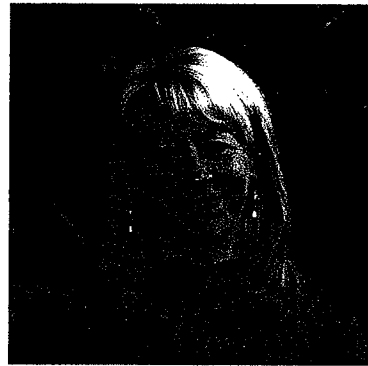
## Graduate and Professional Education

- AAU institutions confer more than half of doctoral degrees awarded in the U.S.
- Highly ranked graduate programs to support Oregon's economy
- Recruit and retain intellectual capital
  - 75% of non-resident graduate students stay in Oregon



**Helen Neville**

- Director, Brain Development Lab
- Director, Center for Cognitive Neuroscience
- American Academy of Arts and Sciences
- Ph.D. Cornell University



**Geraldine Richmond**

- Richard M. and Patricia H. Noyes Professor of Chemistry
- Guggenheim Fellowship
- American Academy of Arts and Sciences
- Ph.D. UC Berkeley





## Inventing the Future: Research and Scholarship

- Technology licensing income 1.6 times the total for all other Oregon universities combined
- 86 U.S. patents and 195 technology out-license agreements since 1992
- Startup formation in FY2007 per research dollar was 2.5 times the U.S. average for FY2006
- “Technology ROI” (income per research dollar) greater than UW, Michigan, Caltech, Harvard, MIT
- Nationally ranked core liberal arts programs



Building  
a Global  
University

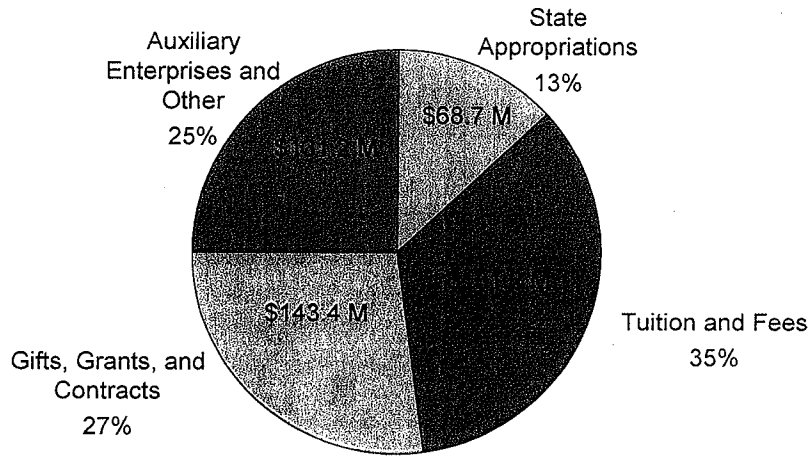




## Criteria for Portland Program Delivery and Development

- Consistent with institutional mission within AAU
- Build on strengths and niches within OUS
- Sound business plan and financial support within UO
- Add unique benefit to the student experience
- Serve region through education, research and outreach
- Enhance public, private and community partnerships

## FY 2006-7 UO Revenue



TOTAL: \$524.5 Million



## State Funding Per Student FY 2006 UO's OUS-Defined Peers

	12-Month FTE	State Appropriation	Funding per FTE
University of North Carolina at Chapel Hill	25,757	\$440,070,000	\$17,085
University of Iowa	27,263	\$297,335,000	\$10,906
University of Washington-Seattle Campus	39,681	\$339,117,000	\$8,546
University of Michigan-Ann Arbor	50,589	\$364,908,000	\$7,213
University of Virginia-Main Campus	24,607	\$158,192,000	\$6,429
University of Oregon	20,090	\$64,927,000	\$3,232
Available Peer Group Average	33,579	\$319,924,000	\$10,036

Source: OUS Peer Ratio Analysis



State Funding Per Student FY 2006

# Washington

	12-Month FTE	State Appropriation	Funding per FTE
Washington State University	21,121	\$209,657,000	\$9,926
UW-Bothell Campus	1,318	\$12,879,089	\$9,772
UW-Tacoma Campus	1,782	\$16,080,414	\$9,024
UW-Seattle Campus	36,581	\$310,157,382	\$8,479
The Evergreen State College	4,153	\$26,453,000	\$6,370
Central Washington University	9,774	\$47,724,002	\$4,883
Western Washington University	13,507	\$62,901,042	\$4,657
Eastern Washington University	10,965	\$48,424,000	\$4,416
Peninsula College	2,201	\$9,056,161	\$4,115
University of Oregon	20,090	\$64,926,563	\$3,232



UNIVERSITY OF OREGON

State Funding Per Student FY 2006

# North Carolina

	12-Month FTE	State Appropriation	Funding per FTE
North Carolina School of the Arts	1,211	\$21,947,079	\$18,123
University of North Carolina at Chapel Hill	25,757	\$440,070,173	\$17,085
North Carolina State University at Raleigh	26,285	\$399,960,661	\$15,216
Elizabeth City State University	2,642	\$29,569,866	\$11,192
East Carolina University	21,511	\$218,644,074	\$10,164
University of North Carolina at Asheville	3,096	\$30,326,631	\$9,795
Winston-Salem State University	5,289	\$50,573,985	\$9,562
Western Carolina University	8,120	\$74,579,646	\$9,185
University of North Carolina at Pembroke	4,851	\$43,451,040	\$8,957
North Carolina Central University	7,246	\$62,010,445	\$8,558
University of North Carolina at Greensboro	13,896	\$116,980,339	\$8,418
Fayetteville State University	5,509	\$44,358,266	\$8,052
University of North Carolina at Charlotte	17,617	\$130,781,747	\$7,424
North Carolina A & T State University	10,962	\$80,441,591	\$7,338
Appalachian State University	14,276	\$101,786,905	\$7,130
University of North Carolina-Wilmington	10,975	\$77,340,644	\$7,047
University of Oregon	20,090	\$64,926,563	\$3,232



UNIVERSITY OF OREGON



## State Funding Per Student FY 2006

# Michigan

	12-Month FTE	State Appropriation	Funding per FTE
Wayne State University	23,286	\$216,387,000	\$9,293
Michigan State University	41,202	\$347,770,500	\$8,441
University of Michigan-Ann Arbor	39,240	\$318,903,000	\$8,127
Michigan Technological University	6,125	\$48,403,000	\$7,903
Northern Michigan University	8,616	\$45,413,300	\$5,271
Lake Superior State University	2,567	\$12,461,216	\$4,854
Western Michigan University	23,095	\$110,571,200	\$4,788
Ferris State University	11,308	\$49,020,809	\$4,335
University of Michigan-Flint	5,107	\$21,071,000	\$4,126
Eastern Michigan University	18,646	\$76,764,820	\$4,117
University of Michigan-Dearborn	6,242	\$24,934,000	\$3,995
Oakland University	14,072	\$51,530,500	\$3,662
Saginaw Valley State University	7,778	\$27,706,300	\$3,562
Central Michigan University	23,284	\$80,693,400	\$3,466
University of Oregon	20,090	\$64,926,563	\$3,232
Grand Valley State University	19,988	\$61,587,500	\$3,081



## State Funding Per Student FY 2006

# Idaho

	12-Month FTE	State Appropriation	Funding per FTE
University of Idaho	10,638	\$126,759,669	\$11,916
Idaho State University	10,368	\$76,991,614	\$7,426
Lewis-Clark State College	2,673	\$17,484,370	\$6,541
Boise State University	14,759	\$80,115,513	\$5,428
University of Oregon	20,090	\$64,926,563	\$3,232



## State Funding Per Student FY 2006

# Oregon

	12-Month FTE	State Appropriation	Funding per FTE
Oregon Health & Science University	2,300	\$36,669,000	\$15,943
Oregon State University	17,859	\$140,490,295	\$7,867
Oregon Institute of Technology	2,376	\$16,298,673	\$6,860
Eastern Oregon University	2,738	\$13,605,222	\$4,969
Western Oregon University	4,195	\$16,425,793	\$3,916
Southern Oregon University	4,352	\$15,509,752	\$3,564
Portland State University	18,530	\$62,280,201	\$3,361
University of Oregon	20,090	\$64,926,563	\$3,232



## Choices

- Fund our mission; or
- Create a governance structure that lets the University of Oregon succeed

**The status quo is not an option**

