

Agent-level Adaptive Learning

George W. Evans

University of Oregon and University of St Andrews

Bruce McGough

University of Oregon

December 22, 2020

Summary

Adaptive learning is a boundedly-rational alternative to rational expectations that has been increasingly used in macroeconomics, monetary economics and financial economics. The key ideas and techniques are presented in a companion contribution titled “Adaptive Learning in Macroeconomics,” which focuses on the benchmark “reduced-form learning” approach. The agent-level approach can be used to provide microfoundations for adaptive learning in macroeconomics.

Two central issues of bounded rationality are simultaneously addressed at the agent level: replacing fully-rational expectations of key variables with econometric forecasts, and boundedly optimal decisions-making based on those forecasts. The Real Business Cycle (RBC) model provides a useful laboratory for exhibiting alternative implementations of the agent-level approach. Specific implementations include shadow-price learning (and its anticipated-utility counterpart, iterated shadow-price learning), Euler-equation learning, and long-horizon learning. For each implementation the path of the economy is obtained by aggregating the boundedly-rational agent-level decisions.

A linearized RBC can be used to illustrate the impacts of fiscal policy. For example, simulations can be used to illustrate the impact of a permanent increase in government spending, as well as highlight the similarities and differences among the various implementations of agent-level learning. These results also can be used to expose the differences among agent-level learning, reduced-form learning, and rational expectations.

The different implementations of agent-level adaptive learning have differing advantages. A major advantage of shadow-price learning is its ease of implementation within the nonlinear RBC model. Compared to reduced-form learning, which is widely used because of its ease of application, agent-level learning both provides microfoundations, which ensure robustness to the Lucas critique, and provides the natural framework for applications of adaptive learning in heterogeneous-agent models.

Keywords: Agent-level decision-making, shadow-price learning, Euler-equation learning, long-horizon learning, value-function learning, reduced-form learning bounded optimality, aggregation, restricted perceptions equilibria, fiscal policy, non-linear real business cycle models

Introduction

The benchmark implementation of adaptive learning in linear or linearized macroeconomic models is the reduced-form (RF) approach. Under this approach, the model's reduced-form expectational difference equations are modified by replacing the rational expectations operator with a boundedly rational alternative. Via this method of modeling adaptive learning, stability of rational expectations equilibria (REE) can be assessed, complex learning dynamics can be introduced, and empirical and policy analysis can be conducted. The reduced-form implementation of learning, which is covered in detail in our companion Encyclopedia article, Evans and McGough (2020) (EM2020), provides a natural and efficient mechanism through which rational expectations can be replaced by adaptive learning counterparts. However, some care must be taken when introducing bounded rationality and adaptive learning into micro-founded dynamic stochastic general equilibrium (DSGE) models, especially when the invariance of the micro-foundations is central, e.g. when conducting policy analysis. After all, reduced-form learning incorporates bounded rationality after agent-level decisions, market clearing and aggregation are imposed, yet surely boundedly rational agents make boundedly rational decisions that are reflected in market-clearing and aggregation outcomes. Are these outcomes the same as, or even related to the outcomes obtained under reduced-form learning? And how, exactly, do boundedly rational agents make boundedly rational decisions? These are the questions addressed by agent-level learning.

The introduction of adaptive learning at the agent level requires the specification of the learning implementation's behavioral primitives, equilibrium notions and stability concepts. The *cognitive consistency principle* – that the sophistication of a model's agents should be comparable to the sophistication of the modeler – guides the behavioral assumptions. These assumptions identify how boundedly rational agents make forecasts *and* how they make decisions based on these forecasts. The equilibrium notions clarify the details of how coordination of per-period decisions is achieved and, when possible, specify the appropriate notions of boundedly optimal beliefs and behaviors. The stability concepts characterize whether the per-period, *temporary equilibrium* outcomes are achievable, and how and whether the induced economic dynamics result in the convergence of beliefs and behaviors to their optimal counterparts. Careful focus is directed to the discussion and development of the behavioral primitives and equilibrium notions, leaving the stability concepts to passively present themselves. See Evans and McGough (2018c) for a more nuanced discussion of stability.¹

A useful platform for the development of agent-level learning is the benchmark Real Business Cycle (RBC) model, with public spending used to induce policy dynamics. Rational agents in

¹For an application of boundedly optimal decision making based on value function learning, when agents face a discrete choice decision, see Evans, Evans, and McGough (2020).

the RBC model make optimal forecasts based on their beliefs and make optimal decisions based on their forecasts; the associated equilibrium concept – specifically, a *restricted perceptions equilibrium* (RPE) – guarantees that their decisions result in aggregates that evolve under stochastic laws consistent with their beliefs. This characterization of agent behavior emphasizes that, when introducing bounded rationality at the agent level, two closely-related stands must now be taken by the modeler: the specifications of how boundedly-rational agents form forecasts *and* how they make decisions given these forecasts. This latter stand, sometimes referred as *boundedly-optimal decision-making*, discriminates among implementations of agent-level learning.

There is a variety of behavioral primitives characterizing bounded optimality in the literature, with almost all of them applied to linearized models. Early contributions to this literature include Bray and Savin (1986), Marcet and Sargent (1989a) and Marcet and Sargent (1989b): see EM2020 for discussion of these important works. More recent implementations include the Euler-equation approach and long-horizon learning. Briefly, under the Euler-equation approach agents make one-period-ahead forecasts and form per-period decision schedules based on their corresponding first-order conditions (FOC) and flow constraints; under long-horizon learning, agents make forecasts at all forward leads and form per-period schedules based on their corresponding lifetime budget constraint. In each case these schedules are then coordinated each period in temporary equilibrium to generate the economy's aggregate outcomes.²

There are modifications to the standard rational expectations model of agent-level decision-making that are not encompassed by the approach taken here. For example, Mankiw and Reis (2002) develop a model of *sticky information* in which agents make fully optimal decisions based on information that they receive randomly at an exogenously given arrival rate. The *rational inattention* approach developed by Sims (2003) adopts the view that agents optimally choose how much information to receive when faced with band-width constraints: see Mackowiak and Wiederholt (2009) for an application of this approach. Gabaix (2014) has developed the *sparsity* approach, which assumes that optimizing agents use coarse approximations to the state space when formulating their dynamic program. Sargent (1993) discussed additional alternatives, including neural networks, classifier systems, and genetic algorithms. More recently, Hansen and Sargent (2007) use robust optimal control to analyze decision-making by agents who account for model misspecification.

A natural way to implement bounded optimality is the *shadow-price (SP) approach*, which posits that agents make per-period marginal decisions using estimates of the shadow price of savings to capture the requisite inter-temporal trade offs. Within the context of the non-linear model, under SP learning agents make forecasts using estimated linear models, while the attendant control decisions and market clearing involve no approximations. The model is in an RPE if agents' forecasting models are optimal among linear models with the same regressors. Simulations show that the shadow-price approach provides tractable access to equilibrium dynamics, all the while

²Euler-equation learning, which has been implicitly assumed in many adaptive learning models with long-lived agents, is discussed in the context of a linearized New-Keynesian model in Evans and Honkapohja (2006). Long-horizon learning was introduced in New-Keynesian models in Preston (2005) and employed, for example, in Eusepi and Preston (2010) and Eusepi and Preston (2012).

allowing for retention of the RBC model's intrinsic non-linearities.

Much of the macro literature focuses on linearized versions of dynamic stochastic general equilibrium models, and implementations of agent-level learning can also be applied in these settings. The RBC model can provide a benchmark illustration of the differences between the model's REE, the reduced-form learning dynamics, and the dynamics induced by alternative agent-level implementations, including SP-learning, Euler-equation learning, and the long-horizon approach. In the simple, linearized RBC setting, SP learning and Euler equation are equivalent, though they differ subtly from reduced-form learning, and more strikingly from long-horizon learning. This difference, which reflects the close association of long-horizon learning and the anticipated-utility approach, is discussed in detail; further, an iterated version of SP learning nests Euler-equation learning and anticipated utility.

Overview

The analysis begins with a review of commonly used agent-level approaches within the context of the linearized Ramsey model. With this background as motivation, the non-linear RBC model is developed with considerable care, which will serve as a general modeling environment. First, the rational expectations hypothesis is adopted, and the model's REE is characterized as a fixed point to a *T-map* that acts on plausible transition dynamics. Agent-level learning is then introduced by considering the anticipated-utility approach within the context of the non-linear model. Here agents perceive the model's transition dynamics to be linear, and they make decisions fully optimally against these perceptions by solving the corresponding Bellman systems. The model's RPE is characterized as a fixed point of a T-map that takes linear perceptions to linear projections.

The anticipated-utility model is used to motivate and develop the shadow-price approach. The shadow price of the state is naturally interpreted as the derivative of Bellman's value function, and this interpretation provides the link to anticipated utility. Instead of assuming agents uncover the value function implied by their linear perceptions, the SP approach posits that agents estimate dependence of the derivative of the value function – the shadow price – on observables, and use these estimates to forecast shadow prices and take decisions. Again, the model's RPE is characterized as a fixed point of a T-map that takes linear perceptions to linear projections, but this time the projections include the forecast model for the shadow price. The computational tractability of the shadow-price approach is demonstrated by conducting a policy experiment in the non-linear modeling environment. Issues related to the implementation of agent-level implementations of adaptive learning are then discussed.

It is common in both the RE and adaptive learning literature to focus attention on linearized versions of DSGE model, and so the linearized RBC model is also analyzed in detail. The model's REE is characterized and the standard reduced-form learning analysis, as well as various implementations of agent-level learning, including shadow-price, Euler-equation and long-horizon learning, are developed. The results obtained from the different approaches are compared with those obtained under reduced form learning and from agent-level learning in the non-linear model.

The lessons from the analyses of the linearized model complement both the work on the nonlinear model, as well as the developments presented in EM2020: the SP-approach allows for a tractable implementation of agent-level learning in non-linear environments; at the same time, reduced-form and agent-level analyses conducted in linear or linearized models do provide substantive insights.

The linearized Ramsey model

To motivate the analysis presented here, it is helpful to begin by reviewing the standard agent-level approaches using a special case of the benchmark RBC model. The representative household's problem is given as

$$\begin{aligned} \max E_t^* \sum_{s \geq 0} \beta^s (u(c_{t+s}) - \chi(n_{t+s})) \\ c_{t+s} + a_{t+s} = (1 + r_{t+s})a_{t+s-1} + w_{t+s}n_{t+s} \end{aligned}$$

Here β is the discount factor, c is consumption, n is labor hours, a is savings in the form of capital, r the net real interest rate, and w is the real wage. The operator E_t^* represents the subjective expectations of the agent given period t information. The problem has additional constraints, including that $c \geq 0$ and a no-Ponzi-game condition. The first order conditions may be written

$$u'(c_{t+s}) = \beta E_{t+s}^* \lambda_{t+s+1} \quad (1)$$

$$u'(c_{t+s})w_t = \chi'(n_{t+s}) \quad (2)$$

$$\lambda_{t+s} = (1 + r_{t+s})u'(c_{t+s}), \quad (3)$$

where λ_{t+s} is the shadow price of a_{t+s-1} . Letting $\chi'' \rightarrow \infty$ induces inelastic labor supply, which yields the Ramsey model. Equations (1) and (3) combine to give the Euler equation

$$u'(c_{t+s}) = \beta E_{t+s}^* (1 + r_{t+s+1})u'(c_{t+s+1}).$$

Let $R_s^t = \prod_{n=1}^s (1 + r_{t+n})^{-1}$, with $R_0^t \equiv 1$, be the time t , s -period discount factor. Imposing NPG and assuming the TVC holds yields the LTBC

$$\sum_{s \geq 0} R_{t+s}^t c_{t+s} = (1 + r_t)a_{t-1} + \sum_{s \geq 0} R_{t+s}^t w_{t+s},$$

where the inelastic labor supply is normalized to one.

Turning to the linearization of the model's behavioral equations around the non-stochastic steady state, and using the notation dx to indicate the deviation of x from its steady-state value, the flow budget constraint becomes

$$dc_t + da_t = \beta^{-1} da_{t-1} + adr_t + dw_t, \quad (4)$$

where a is the steady-state level of savings. The FOCs (1) and (3) become

$$dc_t = \zeta_\lambda d\lambda_{t+1}^e \quad (5)$$

$$d\lambda_t = \zeta_r dr_t + \zeta_c dc_t, \quad (6)$$

where x_{t+s}^e is the point expectation of x_{t+s} made in period t , and for appropriate constants $\zeta_r, \zeta_\lambda, \zeta_c$. The Euler equation becomes

$$dc_t = dc_{t+1}^e + \xi dr_{t+1}^e \quad (7)$$

where ξ is the appropriate constant. Finally, the lifetime budget constraint becomes

$$\sum_{s \geq 0} \beta^s dc_{t+s} = \beta^{-1} da_{t-1} + adr_t + dw_t + \eta_r \sum_{s \geq 1} \beta^s dr_{t+s} + \eta_w \sum_{s \geq 1} \beta^s dw_{t+s}, \quad (8)$$

for appropriate constants η_r, η_w .

These linearized equations can be used to characterize agent-level decision-making under three different learning implementations: SP learning, Euler-equation learning and long-horizon (LH) learning. SP learning is specified by combining equations (4), (5) and (6), which yields the agent's period t decisions dc_t and da_t in terms of expectations $d\lambda_{t+1}^e$, savings da_{t-1} , and contemporaneous prices dr_t and dw_t . Euler equation learning combines equations (4) and (7) to yield the agent's t decisions in terms of expectations dc_{t+1}^e, dr_{t+1}^e , savings da_{t-1} , and contemporaneous prices dr_t and dw_t . Finally, LH learning first requires joining equation (8) with Euler equation (7) at all iterations to produce

$$dc_t = \beta^{-1}(1 - \beta)da_{t-1} + \varphi_r dr_t + \varphi_w dw_t + \varphi_r^e PV_t(dr^e) + \varphi_w^e PV_t(dw^e), \quad (9)$$

where $\varphi_r, \varphi_r^e, \varphi_w$ and φ_w^e are appropriate constants, and $PV_t(x^e) = \sum_{s \geq 1} \beta^s x_{t+s}^e$ is the discounted value of expected future x . The associated decisions are obtained by combining (4) and (9) to yield the agent's period t decisions in terms of expectations dr_{t+n}^e, dw_{t+n}^e at all horizons $n \geq 1$, as well as savings da_{t-1} , and contemporaneous prices dr_t and dw_t .

Each of these learning implementations, when coupled with forecast rules specifying how expectations are formed, fully characterizes household behavior in the Ramsey model. This behavior is then coordinated with the standard, static optimizing behavior of firms through competitive markets, resulting in temporary equilibrium outcomes that determine the evolution of the economy's aggregates. In the homogeneous agent case, temporary equilibrium implies $da_t = dK_{t+1}$ and $dc_t = dC_t$, where K and C are aggregate levels of capital and consumption, respectively.

It still remains to describe the way expectations are formed. The standard adaptive learning approach is to assume agents use linear forecasting models that are updated over time as new data become available. In the linear setting it common to adopt a functional form for the forecasting model that nests the rational expectations equilibrium.

An advantage of the shadow price approach is that it extends naturally to non-linear settings and to environments with heterogeneous agents. It is therefore important to begin by considering the benchmark RBC model in a non-linear, stochastic setting.

The non-linear real business cycle model

In this section the shadow-price implementation of agent-level learning is presented within the context of a canonical RBC-type modeling environment. Rational behavior and the model's ra-

tional expectations equilibrium is characterized; however, because the focus involves agent-level bounded rationality and its aggregate implications, the economic environment is developed in a manner that is flexible enough to accommodate boundedly rational forecasting and decision making.

The modeling environment

There are many identical firms, each producing a homogeneous good that can be used for consumption or investment. The representative firm owns constant-returns-to-scale technology $y = zf(k, n)$, where k is the quantity of installed capital, n is the quantity of labor hired, and z is total-factor productivity, which is assumed to follow

$$z_t - \bar{z} = \rho(z_{t-1} - \bar{z}) + v_t. \quad (10)$$

Here $|\rho| < 1$ and $v_t \stackrel{iid}{\sim} U(-\varepsilon, \varepsilon)$, with $\varepsilon > 0$ small enough to guarantee $z_t > 0$. Firms are profit maximizers who rent capital, hire labor and sell goods in competitive markets. There are no installation costs, so the representative firm's problem is static: in this simple framework, firm behavior is independent of the assumptions governing whether agents are rational. Solving the representative firm's period t decision problem yields the following demand schedules for capital and labor:

$$\begin{aligned} k_t &= k^d(q_t, w_t, z_t) \\ n_t &= n^d(q_t, w_t, z_t), \end{aligned}$$

where q_t is the real rental rate of capital and w_t is the real wage. These schedules characterize the period t behavior of the representative firm.

There is a unit mass of households (agents) indexed as $i \in \mathcal{I}$. Even though agent homogeneity will be assumed, the distinction between individual and aggregate variables is paramount when considering agent-level behaviors; therefore it is important to track agents' indices even while acknowledging the attendant introduction of tedious notation.

Agent $i \in \mathcal{I}$ owns capital and is endowed with labor, and faces per-period consumption/savings and labor/leisure decisions. The agent's flow utility is given by

$$u(c_t(i)) - \chi(n_t(i)), \quad (11)$$

where $c_t(i)$ and $n_t(i)$ is the quantity of goods consumed and the quantity of labor supplied by agent i in period t . Here, as usual, $u', \chi', \chi'' > 0$ and $u'' < 0$. The flow constraint of agent i is given by

$$a_t(i) = (1 + r_t)a_{t-1}(i) + w_t n_t(i) - c_t(i) - \tau, \quad (12)$$

where $a_{t-1}(i)$ are the real assets held by agent i at the beginning of period t , τ is government spending financed by lump-sum taxes, which is taken for simplicity as constant, and which will

be used for comparative dynamics experiments.³ Also, $r_t = q_t - \delta_t$ is the real interest rate, and $\delta_t = \delta + \iota_t$ is the stochastic depreciation rate. Here it is assumed that $\iota_t \stackrel{iid}{\sim} U(-\bar{\iota}, \bar{\iota})$, with $0 < \bar{\iota} < \delta$.

Turning now to a general description of agent behavior, this description begins with a discussion of forecasts. The flow utility (11) captures how an agent “thinks about” today; and, by determining $a_t(i)$, the flow constraint (12) predicts, in part, how an agent’s decisions today affect his future. There are, however, additional considerations: an agent’s future will also depend on the evolution of variables that are exogenous to him, e.g. future prices, as well as on how his future self will behave, e.g. in response to these future prices. A behavioral model that involves the consideration of tradeoffs between today and the future must, therefore, provide mechanisms by which an agent forecasts the future, including the behavior of his own future self.

Within the context of rational decision making, forecasting future behavior is conceptually straightforward: an agent simply assumes that his future self will make decisions optimally. In fact, it is precisely this assumption that is leveraged by the principle of optimality to transform complex sequential decision problems into the more tractable Bellman formulations. When considerations of boundedly rational decision making are in play, alternative assumptions about future behaviors are required, and become of central importance.

With the discussion of forecasts in mind, one can proceed to provide a general description of agent behavior. Agent i makes per-period decisions to maximize the weighted sum of the flow utility and some measure of the discounted value of future flow utility. Period t decisions are made subject to the flow constraint, as well as with respect to whatever forecasting mechanism is adopted. The notation $\psi_{t-1}(i)$ is used to denote this forecasting mechanism, which implicitly includes the information set available to the agent when making forecasts.⁴ It may be helpful to think of $\psi_{t-1}(i)$ as representing the forecasting models used by agent i in period t , together with the data on which these models condition; alternatively, in a rational expectations equilibrium, $\psi_{t-1}(i)$ may be taken as the model-consistent conditional distribution of all variables.

Consider now the decision problem of agent i in period t . He “wakes up in the morning” holding assets $a_{t-1}(i)$ and facing exogenous taxes τ . He then contemplates consumption/savings and labor/leisure decisions given his flow utility, his flow constraint, his measure of the future (still neither defined nor notated), and his forecasting mechanism $\psi_{t-1}(i)$. These contemplations yield the following demand and supply schedules for goods, capital and labor:

$$\begin{aligned} c_t(i) &= c^d(r_t, w_t, a_{t-1}(i), \psi_{t-1}(i)) \\ a_t(i) &= a^d(r_t, w_t, a_{t-1}(i), \psi_{t-1}(i)) \\ n_t(i) &= n^s(r_t, w_t, a_{t-1}(i), \psi_{t-1}(i)), \end{aligned} \tag{13}$$

where, due to the timing assumptions of the RBC model, $a_t(i)$ is the quantity of savings in the form of capital demanded by agent i in period t , and therefore, the quantity of capital supplied (inelastically) in period $t + 1$. These schedules characterize the period t behavior of agent i .

³Careful modeling of heterogeneity requires the inclusions of a borrowing constraint. Because focus is on the homogeneous-agent case, this constraint is suppressed.

⁴The reason for the timing convention used here will be made clear below.

The behaviors of the representative firm and the agents are coordinated through the competitive markets for goods, capital and labor. This per-period *temporary equilibrium*, a concept emphasized by Hicks (1946), determines contemporary prices as functions of exogenous shocks and predetermined agent-level variables. Capital and labor market clearing may be written

$$\begin{aligned} k^d(r_t + \delta_t, w_t, z_t) &= \int_{\mathcal{I}} a_{t-1}(i) di \\ n^d(r_t + \delta_t, w_t, z_t) &= \int_{\mathcal{I}} n^s(r_t, w_t, a_{t-1}(i), \psi_{t-1}(i)) di. \end{aligned}$$

Solving for r_t and w_t provides the temporary equilibrium maps

$$\begin{aligned} r_t &= \mathcal{T}^{\mathcal{E}_r}(z_t, \delta_t, \{a_{t-1}(i), \psi_{t-1}(i)\}_{i \in \mathcal{I}}) \\ w_t &= \mathcal{T}^{\mathcal{E}_w}(z_t, \delta_t, \{a_{t-1}(i), \psi_{t-1}(i)\}_{i \in \mathcal{I}}). \end{aligned} \tag{14}$$

These maps, together with the agents' schedules, can then be used to determine the period t values of all other variables. In particular, $\mathcal{T}^{\mathcal{E}_r}(t)$ and $\mathcal{T}^{\mathcal{E}_w}(t)$ be the period t temporary equilibrium maps for r and w , with the attendant arguments suppressed for notational ease, gives

$$\begin{aligned} c_t &= \int_{\mathcal{I}} c^d(\mathcal{T}^{\mathcal{E}_r}(t), \mathcal{T}^{\mathcal{E}_w}(t), a_{t-1}(i), \psi_{t-1}(i)) di \\ k_{t+1} &= \int_{\mathcal{I}} a^d(\mathcal{T}^{\mathcal{E}_r}(t), \mathcal{T}^{\mathcal{E}_w}(t), a_{t-1}(i), \psi_{t-1}(i)) di. \end{aligned} \tag{15}$$

It is worth observing that these maps suggest a dependence of equilibrium outcomes on the entire distribution of assets and beliefs rather than only on aggregates or other sufficient statistics.

The flexible modeling environment just developed provides a conceptual relationship between the behaviors of individual agents and the implied, per period equilibrium outcomes. To make further progress and thereby produce a useful model, a stand must be taken on the precise manner in which agents form forecasts and take decisions. The shadow-price approach will be emphasized, but it is helpful to begin with an examination of the benchmark behavioral model of rationality and a development of Kreps' model of anticipated utility.

Rational expectations

All agents are taken to have the same information set, which, in period t , includes all variables dated t and earlier. To aid notation, let $x_t = (k_t, z_t, \delta_t)$.⁵ The common beliefs of agents are summarized by a map ψ , which acts as

$$(x_t, v_{t+1}, \mathbf{1}_{t+1}) \xrightarrow{\psi} (r_{t+1}, w_{t+1}, x_{t+1}).$$

⁵Throughout the paper, all vectors should be interpreted as columns, even when expressed horizontally (which is done to save space). Thus x_t is a 3×1 vector.

Thus $\psi : \mathbb{R}^3 \oplus \mathbb{R} \oplus \mathbb{R} \rightarrow \mathbb{R} \oplus \mathbb{R} \oplus \mathbb{R}^3$ captures agents' perception of the evolution of the relevant economic aggregates, $(r_{t+1}, w_{t+1}, x_{t+1})$, resulting from the current state x_t and next period's random shocks (v_{t+1}, l_{t+1}) .

To make his time t decisions regarding consumption, savings, labor and leisure, agent $i \in \mathcal{I}$ solves the following program:

$$\begin{aligned} V(a_{t-1}(i), r_t, w_t, x_t) &= \max u(c_t(i)) - \chi(n_t(i)) + \beta E_t^\psi V(a_t(i), r_{t+1}, w_{t+1}, x_{t+1}) \\ a_t(i) &= (1 + r_t)a_{t-1}(i) + w_t n_t(i) - c_t(i) - \tau \\ (r_{t+1}, w_{t+1}, x_{t+1}) &= \Psi(x_t, v_{t+1}, l_{t+1}) \end{aligned} \quad (16)$$

Here, as usual, $\beta \in (0, 1)$ is the discount factor and V measures the continuation value of the state. The operator E_t^ψ emphasizes that expectations condition on the perceived transition dynamic ψ . The objective $(u - \chi) + \beta EV$ captures the *weighted sum of flow utility and some measure of discounted value of the future flow utility* mentioned in the previous section. With $\psi_{t-1}(i) = \psi$, the solution to this program gives policy functions corresponding to the schedules (13).

It is worth noting a redundancy in the state vector that will become more evident when homogeneity is imposed: in an REE contemporaneous prices $(r_t$ and $w_t)$ are determined by x_t , and therefore they could be omitted from the agent's state. However, this determination is an equilibrium outcome that results from the coordination of agent behaviors through market clearing. Before market clearing is imposed prices should be taken as independent variables against which agents form schedules. It is precisely this independence, i.e. flexibility of prices, that allows these schedules to be coordinated in temporary equilibrium.

By imposing homogeneity one can identify $a_{t-1}(i)$ with k_t ; and, remembering that x_t includes k_t , market clearing may be written as

$$\begin{aligned} k^d(r_t + \delta_t, w_t, z_t) &= k_t \\ n^d(r_t + \delta_t, w_t, z_t) &= n^s(r_t, w_t, x_t, \psi). \end{aligned} \quad (17)$$

Solving these equations for prices and combining with agents' schedules yields the temporary equilibrium maps $\star_t = \mathcal{T} \mathcal{E}_\star(x_t, \psi)$ for $\star \in \{r, w, a, c, n\}$. Since $a_t = k_{t+1}$, the map $\mathcal{T} \mathcal{E}_a$, together with the exogenous processes z_t and δ_t , completely determine the evolution of the economy for fixed beliefs ψ .

For the economy to be in a rational expectations equilibrium, agents beliefs ψ must align with the implied data generating process as determined by the temporary-equilibrium coordination of agents' actions given their beliefs. To make this explicit, first note that given beliefs ψ , one can write

$$x_{t+1} = T_x(\psi)(x_t, v_{t+1}, l_{t+1}) \equiv \begin{pmatrix} \mathcal{T} \mathcal{E}_a(x_t, \psi) \\ (1 - \rho)\bar{z} + \rho z_t + v_{t+1} \\ \delta + l_{t+1} \end{pmatrix}. \quad (18)$$

Thus the realized data-generating process (DGP) is given by the map $T(\psi) : \mathbb{R}^3 \oplus \mathbb{R} \oplus \mathbb{R} \rightarrow \mathbb{R} \oplus$

$\mathbb{R} \oplus \mathbb{R}^3$, where

$$(r_{t+1}, w_{t+1}, x_{t+1}) = T(\psi)(x_t, v_{t+1}, l_{t+1}) \equiv \begin{pmatrix} \mathcal{F}^{\mathcal{E}_r}(T_x(\psi)(x_t, v_{t+1}, l_{t+1}), \psi) \\ \mathcal{F}^{\mathcal{E}_w}(T_x(\psi)(x_t, v_{t+1}, l_{t+1}), \psi) \\ T_x(\psi)(x_t, v_{t+1}, l_{t+1}) \end{pmatrix}. \quad (19)$$

A beliefs function ψ that satisfies $T(\psi) = \psi$ characterizes a rational expectations equilibrium: given beliefs ψ , agents are making optimal forecasts and decisions which themselves induce a data generating process that confirms the agents beliefs.

Before turning to anticipated utility, it is worthwhile pausing here to make a connection between the above development of rational expectation behavior and equilibrium and related concerns when bounded rationality is assumed. Let \mathcal{F} be an “appropriate” collection of continuously differentiable functions acting on \mathbb{R}^5 , where the vague notation of “appropriateness” used here is meant to restrict attention to plausible perceived transition dynamics ψ . Then $T : \mathcal{F} \rightarrow \mathcal{F}$, and may be interpreted as taking the agents’ *perceived law of motion* (PLM) to the corresponding *actual law of motion* (ALM). A fixed point of this T-map aligns perceived and realized dynamics and thus identifies an equilibrium. Exactly the same notion of a T-map is used when analyzing models of bounded rationality, and in fact comes to play a central role both in the establishment of equilibrium existence, and, through the *E-stability* principle, the assessment of equilibrium stability. See EM2020 for a thorough discussion of the E-stability principle.

Anticipated utility

The behavioral assumption of rational expectations requires that agents have a full understanding of the stochastic dynamics of the model’s endogenous and exogenous variables; and even in this simple, homogeneous-agent framework, these stochastic dynamics are characterized by a non-linear transition function in five variables. We may look to the cognitive consistency principle, discussed in the introduction, for guidance, and it suggests a simpler alternative: assume agents approximate the transition dynamics using linear models and then make optimal decisions conditional on these linear beliefs. In these types of behavioral models, the agents’ linear models are commonly assumed to be updated as new data become available; however, importantly, in each period, agents take decisions *as if* their estimated forecasting models are, and will continue to be correct. This is the *anticipated-utility* approach developed in Kreps (1998).

There are also Bayesian approaches that adopt the view that agents make fully optimal decisions given their beliefs, though they require more sophistication of agents. For example, Cogley and Sargent (2008) examine a permanent-income model in which income follows a two-state Markov process with unknown transition probabilities, which takes the agent’s problem outside the usual dynamic programming framework. Bayesian decision-makers follow a fully optimal decision rule within an expanded state space, which requires considerable sophistication and expertise for the agent.⁶ Adam, Marcet, and Beutel (2017) implement a Bayesian approach in an asset-

⁶Cogley and Sargent (2008) compare the dynamics under Bayesian learning with those obtained via the anticipated

pricing environment. In their set-up agents are “internally rational,” in the sense that they have a prior over variables exogenous to their decision-making, which they update over time using Bayes Law. These beliefs may not be externally rational in the sense of fully agreeing with the actual law of motion for these variables. By imposing simple natural forms of beliefs, it is possible to solve the agents’ dynamic programming problem, though considerable sophistication is still required.

It is clear from these works as well as others that in many environments the Bayesian approach to decision-making is much more cognitively demanding than is the anticipated utility. However, the view stressed in Evans and McGough (2018c) is that in most environments even the anticipated utility approach is unrealistically demanding for agents to implement. For this reason, and others, Evans and McGough (2018c) and Evans and McGough (2018a) emphasize the much simpler – and cognitively less demanding – shadow-price approach, which is discussed at length below.

The first focus is the anticipated utility approach, which is operationalized within the context of the current model as follows. Let $x_t = (1, k_t, z_t, \delta_t)$ and assume that current and lagged x , as well as lags of prices and agent- i -specific variables, are in agent i ’s information set. For the purposes of forecasting aggregates, it is assumed that agent i holds the following forecasting models, which summarize his beliefs:

$$k_{t+1} = \psi'_k(i) \cdot x_t, \quad r_{t+1} = \psi'_r(i) \cdot x_{t+1}, \quad \text{and} \quad w_{t+1} = \psi'_w(i) \cdot x_{t+1}. \quad (20)$$

Note that, in contrast to the rational case, beliefs here are captured by a finite list of parameters. We further assume, without loss of generality, that all agents know the processes governing the productivity shock and the depreciation shock.⁷ Coupling this with (20) gives the PLM

$$(r_{t+1}, w_{t+1}, x_{t+1}) = \psi(i) \cdot (x_t, v_{t+1}, l_{t+1}), \quad (21)$$

where $\psi(i) = (\psi_k(i), \psi_r(i), \psi_w(i))$. The expression (21) gives the perceived linear transition dynamics for agent i , and is analogous to the perceived transition function ψ in the previous section.

Taking the perceived transition dynamics (21) as given, under the anticipated-utility approach, agent i makes time t decisions by solving following program:

$$\begin{aligned} V(a_{t-1}(i), r_t, w_t, x_t) &= \max u(c_t(i)) - \chi(n_t(i)) + \beta E_t^{\psi(i)} V(a_t(i), r_{t+1}, w_{t+1}, x_{t+1}) \\ &\text{subject to } a_t(i) = (1 + r_t)a_{t-1}(i) + w_t n_t(i) - c_t(i) - \tau, \text{ and the transition (21)}. \end{aligned} \quad (22)$$

Now the expectations operator $E_t^{\psi(i)}$ emphasizes conditioning on the perceived transition dynamic $\psi(i)$. For given beliefs $\psi(i)$, the solution to the program (22) gives policy functions corresponding to the schedules (13).

As in the rational case, homogeneity is now imposed, so that $\psi(i) = \psi$ and $a_{t-1}(i) = k_t$, and then use capital and labor market clearing to obtain the temporary equilibrium maps $\star_t =$

utility approach.

⁷Since these processes are observed and exogenous, agents can use standard procedures to estimate them without having material impact on the model’s aggregate dynamics.

$\mathcal{T}\mathcal{E}_\star(x_t, \psi)$ for $\star \in \{r, w, a, c, n\}$. Finally, as in the rational case, since $a_t = k_{t+1}$ the map $\mathcal{T}\mathcal{E}_a$ together with the exogenous processes z_t and δ_t completely determine the evolution of the economy for fixed beliefs ψ .

It remains to discipline the allowable beliefs of agents. Although adaptive learning is concerned with how agents' beliefs evolve over time, it is helpful and natural to first focus on an appropriate notion of equilibrium. A rational expectations equilibrium requires that agents form beliefs optimally in the sense that their perceived transition dynamic corresponds to the transition dynamic implied by their perceptions. A similar equilibrium concept can be applied here and in other models of bounded rationality. We say that the economy is in a restricted perceptions equilibrium if agents forecasting models are optimal among those under consideration: see EM2020 for further discussion of RPEs. For the case at hand, the forecast models (21) are required to be optimal among all linear models conditioning on the same regressors.

This can be made explicit. Just as in the rational case, the temporary equilibrium maps determine the DGP:

$$(r_{t+1}, w_{t+1}, k_{t+1}) = T(\psi)(x_t, v_{t+1}, l_{t+1}).$$

Define the vectors $T_\star(\psi) \in \mathbb{R}^4$, for $\star \in \{r, w, k\}$, as follows:

$$\begin{aligned} 0 &= E^{T(\psi)}(r_{t+1} - T_r(\psi)' \cdot x_{t+1}) \cdot x_{t+1} \\ 0 &= E^{T(\psi)}(w_{t+1} - T_w(\psi)' \cdot x_{t+1}) \cdot x_{t+1} \\ 0 &= E^{T(\psi)}(k_{t+1} - T_k(\psi)' \cdot x_t) \cdot x_t, \end{aligned}$$

where $E^{T(\psi)}$ is the expectation is taken against the stationary distribution of the DGP implied by beliefs ψ . Thus $T_\star(\psi)$ is the orthogonal projection of the variable \star on the relevant regressors.

Now, admittedly abusing notation, let $T(\psi)$ be the matrix with columns $T_k(\psi), T_r(\psi)$, and $T_w(\psi)$ respectively. Thus, depending on context, $T(\psi)$ may be the DGP implied by beliefs ψ or the projection of this process onto a collection of regressors. In the former case the map T can be thought of as taking the perceived transition dynamic to the implied transition dynamic, just as in the rational model. In the latter case, it takes the perceived forecast-model coefficients to the realized, or actual coefficients implied by the beliefs.

Because agents' forecast models are necessarily misspecified – after all they have linear beliefs in a non-linear world – it is the latter interpretation of the T-map that provides the needed concept for equilibrium characterization and assessment; and thus this interpretation is maintained going forward. Recall that an REE is characterized by the transition dynamic determined as a fixed point of that model's T-map. The same is true here: a fixed point of this model's T-map determines the linear forecasting models, and thus determines the perceived linear transition dynamics, corresponding to and subsequently characterizing an RPE of the model. In an REE agents use the optimal non-linear forecasting model; in an RPE agents use the optimal linear forecasting model conditional on the allowed set of regressors.

Among the concerns directed against reliance on REE as the natural equilibrium notion are the unrealistic level of sophistication required of, and unreasonable amount of knowledge held by,

rational agents. The latter concern speaks to the assumed understanding of the transition dynamic: how are agents suppose to have gained this understanding? The anticipated-utility approach, when coupled with the assumption of linear forecasting models, can be augmented with adaptive learning algorithms and thereby address this concern. In this augmented model, agents use recursive least squares to estimate their forecasting models based on past data; they then behave *as if* their estimated models are correct and thus solve their programming problems; markets clear and new aggregate data become available which are then used by agents to update their forecasting models in real time. If, over time, agents beliefs converge to RPE beliefs then the question of how agents might obtain optimal beliefs is answered.

The former concern, that the sophistication needed to make optimal decisions in a dynamic stochastic environment is unrealistically high, remains unresolved in the approach just described, and indeed the only manner in which the decision problem under the anticipated-utility approach is simpler than under rational expectations is that some of the transition dynamics that are non-linear under RE are linear under anticipated utility. The agent is still required to solve a sophisticated dynamic program that is analytically intractable, and even in this very simple model already has six states and is therefore computationally burdensome.

Thus the anticipated-utility approach, coupled with linear forecasts, addresses the knowledge problem but does not fully address the sophistication problem. Furthermore, when coupled with adaptive learning, the anticipated-utility approach raises a new concern about decision making with misspecified models: it is not obvious that solving for the fully optimal policy functions is advisable if the agents' forecast models are inaccurate. For these reasons, it is appealing to use an approach that at once simplifies the agents' decision problem and avoids the potential pitfalls of indefinitely extrapolating poorly estimated models, all the while maintaining reliance on linear forecasting rules and preserving RPE as the equilibrium concept. This behavioral model is called *the shadow-price approach*.

The shadow-price approach

Under the anticipated-utility approach, agent i makes per period control decisions by balancing their impacts on his flow utility and on the continuation value implied by his beliefs. The computation of this continuation value in practice presents as an analytically intractable solution to a functional equation, a technical feat that should not be taken as necessarily achievable by economic agents. One can again look to the cognitive consistency principle for guidance, and it suggests a simpler alternative: agents are assumed to estimate their continuation values and then make decisions based on these estimates.

A behavioral model along these lines, anchored to estimated value functions, is quite feasible, and in some cases quite natural: see section 3.6.3 below. However, for many models, including the model at hand, an estimate of the derivative of the value function, i.e. the shadow price, more naturally facilitates per period decision making. The shadow-price approach to agent-level learning, which leverages this facilitation, was developed in detail within a linear-quadratic framework in

Evans and McGough (2018c); applications to DSGE models can be found in Evans and McGough (2018a). We pursue a shadow-price implementation of agent-level learning here.

The narrative underlying the behavioral primitives is quite simple: each period each agent makes *marginal* decisions, that is, they weigh perceived marginal impacts on today and tomorrow of variations in their controls decisions. What distinguishes the shadow-price approach is that the perceived change in the value of tomorrow is measured by perceived prices, specifically, by the product of the perceived shadow price with the forecasted change in the state.

To operationalize this approach, let $x_t = (1, k_t, z_t, \delta_t)$ and adopt the same assumptions about information sets and forecasting models, i.e. agent i holds the following beliefs:

$$k_{t+1} = \psi'_k(i) \cdot x_t, \quad r_{t+1} = \psi'_r(i) \cdot x_{t+1}, \quad \text{and} \quad w_{t+1} = \psi'_w(i) \cdot x_{t+1}, \quad (23)$$

where agents are again assumed to know the processes governing z_t and δ_t . The first-order conditions (FOCs) for the problem (22) motivate the behavioral assumptions. Let $\lambda_t(i)$ be the period t shadow price of $a_{t-1}(i)$. The FOCs may be written

$$\begin{aligned} \text{Euler:} \quad & u'(c_t(i)) = \beta \lambda_{t+1}^e(i) \\ \text{Labor:} \quad & \chi'(n_t(i)) = u'(c_t(i)) \cdot w_t \\ \text{Envelope:} \quad & \lambda_t(i) = (1 + r_t) u'(c_t(i)) \\ \text{Budget:} \quad & a_t(i) = (1 + r_t) a_{t-1}(i) + w_t \cdot n_t(i) - c_t(i) - \tau, \end{aligned} \quad (24)$$

where $\lambda_{t+1}^e(i)$ is the perception made by agent i in period t of the value of an additional unit of savings in period $t + 1$.⁸

The above equations determine period t control decisions conditional $\lambda_{t+1}^e(i)$. Under rational expectations $\lambda_{t+1}^e(i) = E_t(1 + r_{t+1})u'(c_{t+1}(i))$ where the expectation is taken against the equilibrium distribution of future aggregates as well as against the distribution of the agent's own future decisions, which themselves optimally condition on future aggregates. Under anticipated utility $\lambda_{t+1}^e(i) = E_t^{\psi(i)}(1 + r_{t+1})u'(c_{t+1}(i))$ where the expectation is taken against the perceived distribution of future aggregates, as summarized by $\psi(i)$, as well as against the distribution of the agent's own future decisions, which themselves condition on future aggregates in a manner that is optimal given the agents perceptions. Under the shadow-price approach, agents use a linear model to estimate the dependence of the shadow price on state variables, and then use this estimated model to form $\lambda_{t+1}^e(i)$.

The shadow price of a state variable is the partial derivative of the value function against that state variable. Thus the shadow price in principle depends on the entire state vector, and so it would seem natural for the linear model used by the agent to estimate the shadow price to include all state variables. However, as noted above, in equilibrium there are redundancies in the state vector, and these redundancies will result in multi-collinearity if all state variables are included as

⁸As is demonstrated in Evans and McGough (2018c), only state variables that are endogenous to the agent require associated estimates for shadow prices.

regressors.⁹ With this in mind, assume agents think that the shadow price of savings depends on their own savings stock as well as prices, resulting in the following PLM for shadow prices:

$$\lambda_t(i) = \psi'_\lambda(i) \cdot (1, a_{t-1}(i), r_t, w_t) \quad (25)$$

$$\lambda_{t+1}^e(i) = \psi'_\lambda(i) \cdot (1, a_t(i), r_{t+1}^e, w_{t+1}^e) = \Psi_\lambda(\psi(i)) \cdot (1, a_t(i), x_t), \quad (26)$$

where equation (26), which is equation (25) stepped forward, emphasizes a linear dependence of $\lambda_{t+1}^e(i)$ on $a_t(i)$. Also, this equation further emphasizes that, given beliefs $\psi(i)$, which now include $\psi_\lambda(i)$, and given the PLMs (23), $\lambda_{t+1}^e(i)$ is a linear function $\Psi_\lambda(\psi(i))$ of the time t control $a_t(i)$ and the time t states k_t, z_t and δ_t .

Given beliefs, the first-order conditions (24) and the forecast model (26) comprise the behavioral model for the shadow-price approach: the supply and demand schedules for agent i corresponding to (13), as well the agent's realized shadow price, are computed in terms of beliefs, prices and states by solving (24) and (26) for $c_t(i), n_t(i), a_{t+1}(i), \lambda_t(i)$. As above, homogeneity is now imposed, so that $\psi(i) = \psi$ and $a_{t-1}(i) = k_t$, and then capital and labor market clearing are used to obtain the temporary equilibrium maps

$$\star_t = \mathcal{T}\mathcal{E}_\star(x_t, \psi) \text{ for } \star \in \{r, w, a, c, n, \lambda\}.$$

Since $a_t = k_{t+1}$, the map $\mathcal{T}\mathcal{E}_a$, together with the exogenous processes z_t and δ_t , completely determine the evolution of the economy for fixed beliefs ψ . Additionally, the equilibrium notation appropriate for the shadow-price approach is the same as under anticipated utility, with the added requirement that the beliefs ψ_λ are optimal among similarly conditioned linear models.

This can be made explicit. As in the section on Anticipated Utility, the temporary equilibrium maps determine the DGP $T(\psi)$ implied by beliefs ψ :

$$(r_{t+1}, w_{t+1}, k_{t+1}) = T(\psi)(x_t, v_{t+1}, l_{t+1}).$$

Letting $\hat{x}_t = (1, r_t, w_t, k_t)$, define the vectors $T_\star(\psi)$, for $\star \in \{r, w, k, \lambda\}$, as follows:

$$0 = E^{T(\psi)}(r_{t+1} - T_r(\psi)' \cdot x_{t+1}) \cdot x_{t+1}$$

$$0 = E^{T(\psi)}(w_{t+1} - T_w(\psi)' \cdot x_{t+1}) \cdot x_{t+1}$$

$$0 = E^{T(\psi)}(k_{t+1} - T_k(\psi)' \cdot x_t) \cdot x_t,$$

$$0 = E^{T(\psi)}(\lambda_t - T_\lambda(\psi)' \cdot \hat{x}_t) \cdot \hat{x}_t,$$

where the expectation is taken against the stationary distribution of the DGP implied by beliefs ψ . Thus, just as before, $T_\star(\psi)$ is the orthogonal projection of the variable \star on the relevant regressors.

Again abusing notation, let $T(\psi)$ be the matrix with columns $T_k(\psi), T_r(\psi), T_w(\psi)$ and $T_\lambda(\psi)$ respectively. The map T takes linear perceptions ψ to the implied linear projections $T(\psi)$. A fixed point of this map is an RPE of the model.

⁹Issues of multicollinearity are greatly mitigated in heterogeneous agent models: see the section on Heterogeneous agents models for discussion.

Shadow-price learning

The rational expectations model and the anticipated-utility approach have associated with them significant technical impediments for both the agents in the models and for the modelers trying to analyze them. The shadow-price approach, on the other hand, is quite tractable, particularly when augmented with adaptive learning, and this exercise is pursued here.

Assume agents use (constant-gain) recursive least squares (RLS) to estimate their linear forecast models: see EM2020 for details on RLS and real-time adaptive learning. The recursive implementation of least-squares requires specification of the *gain* sequence γ_t , which measures the weight given to the most recent data point. To count all past data points equally one sets $\gamma_t = t^{-1}$, in which case RLS recovers ordinary least-squares. An alternative that is widely used in practice, and is particularly natural with the possibility of structural change, is to use a (typically small) constant gain, $\gamma_t = \gamma \in (0, 1)$, which downweights past data points geometrically.

Returning to the specific modeling framework, assume agents use RLS with a constant gain to estimate the parameters ψ_\star for $\star \in \{k, r, w, \lambda\}$ of their PLMs (23) and (25). The recursive formulation of this estimation procedure may be combined with the temporary equilibrium map and other aspects of the model's dynamics to fully specify the economy's time path.

The state of the economy at the beginning of period t may be taken as

$$(k_t, z_{t-1}, \psi_{k,t-1}, \psi_{r,t-1}, \psi_{w,t-1}, \psi_{\lambda,t-1}, R_{\hat{x},t-1}, R_{x,t-1}),$$

where R_\star is the estimated second moment matrix of the relevant regressors, which is required for recursive updating of least squares. The economy's dynamics are then given by

$$\begin{aligned} z_t &= \bar{z}(1 - \rho) + \rho z_{t-1} + v_t \\ \delta_t &= \delta + \iota_t \\ x_t &= (1, k_t, z_t, \delta_t)' \\ (r_t, w_t, k_{t+1}, c_t, n_t, \lambda_t) &= \mathcal{F}^\mathcal{E}(x_t, \psi_{t-1}) \\ \hat{x}_t &= (1, k_t, r_t, w_t)' \\ R_{x,t} &= R_{x,t-1} + \gamma(x_t \otimes x_t' - R_{x,t-1}) \\ R_{\hat{x},t} &= R_{\hat{x},t-1} + \gamma(\hat{x}_t \otimes \hat{x}_t' - R_{\hat{x},t-1}) \\ \psi_{\star,t} &= \psi_{\star,t-1} + \gamma R_{x,t}^{-1} x_t (\star_t - \psi'_{\star,t-1} x_t) \text{ for } \star \in \{r, w\} \\ \psi_{k,t} &= \psi_{k,t-1} + \gamma R_{x,t}^{-1} x_t (k_{t+1} - \psi'_{k,t-1} x_t) \\ \psi_{\lambda,t} &= \psi_{\lambda,t-1} + \gamma R_{\hat{x},t}^{-1} \hat{x}_t (\lambda_t - \psi'_{\lambda,t-1} \hat{x}_t) \end{aligned} \tag{27}$$

Here, $\gamma \in (0, 1)$ represents the RLS *gain*, which measures the responsiveness of estimates to new data: see EM2020 for more details on alternative gain sequences.¹⁰ Given initial beliefs, capital

¹⁰It is worth observing that the appropriate choice of the gain reflects a tradeoff between filtering and tracking. Smaller gains reduce the impact on estimates of noise in the data, whereas larger gains facilitate quicker adaptation to structural change.

stock and productivity shock, the system (27) completely determines the evolution of the economy, and may be easily simulated.

As an application, consider the following policy experiment: spending τ is unexpectedly and permanently raised. This experiment is conducted as a calibration exercise based on the following parametric forms:

$$\begin{aligned} \text{Flow utility: } u(c) - \chi(n) &= \log(c) + \xi \log(1 - n) \\ \text{Production: } f(k, n) &= k^\alpha n^{1-\alpha} \end{aligned} \tag{28}$$

The model is calibrated as $\beta = .985, \xi = 4.0, \rho = 0.9, \alpha = 1/3, \delta = .025, \bar{\tau} = 0.2, \bar{z} = 1.359, \varepsilon = .005, \gamma = 0.04$.¹¹ Unless otherwise stated, this calibration is used for all of the numerical work in this paper. The economy is initialized with beliefs corresponding to the RPE of the economy. Spending is then raised by 5% and the model is simulated 50,000 times. Figure 1 presents the cross-sectional means of the corresponding consumption and capital time-paths, expressed as proportional deviation from the pre-policy change steady-state, with the horizontal dashed lines corresponding to the post-policy change steady-state. Intuition for the figure is postponed until the section titled Shadow Price Learning in the Linear Model.

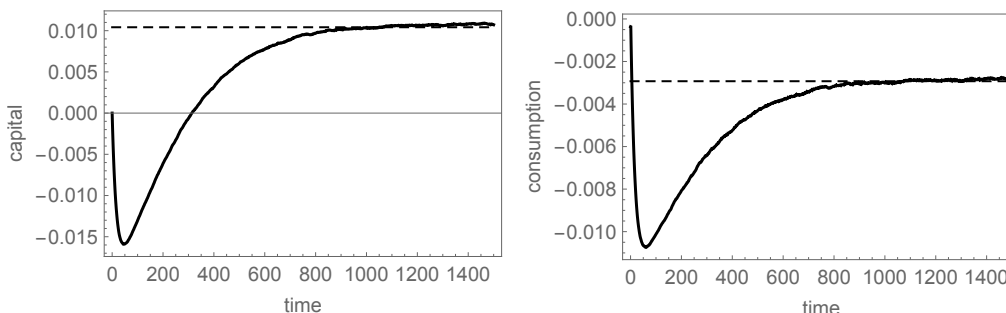


Figure 1: shadow-price learning in a non-linear model

Discussion

Before turning to the linearized models that provide more familiar environments for the assessment of bounded rationality and adaptive learning, there are some additional considerations that merit discussion. A comprehensive treatment of any of these matters would be lengthy and distracting, and thus only brief introductions and references to the literature are provided.

¹¹This choice for the gain γ is within the range that Branch and Evans (2006) found optimal for quarterly forecasts of GDP and inflation, and also for fitting the Survey of Professional Forecasters.

Restricted perceptions equilibria

If each agent is using a forecasting model that is invariant over time and optimal among the models considered, then the economy is said to be in a restricted perception equilibrium; and if the models under consideration are linear in parameters then the RPE can be characterized as a solution to a system of orthogonality conditions. Focusing on this latter case, two points are worth noting. First, even though agents' forecasts in an RPE correspond to optimal linear projections, there is no a priori relationship between the RPE and the REE of the linearized model. While in many models an RPE will closely align with the linear approximation of the REE, there exist non-linear models with a unique REE that have multiple RPE associated with the same class of forecasting models, and some of these RPE may be nowhere near the REE (as measured by an appropriate metric).

Second, there are limited existence results for RPE in non-linear environments, and no general results for models with lags. The technical impediment involves the computation of the orthogonality conditions, which requires taking expectations against the asymptotic stationary distributions associated with a given collection of beliefs. These asymptotic distributions are difficult to characterize and control outside of highly stylized dynamic environments. Progress has been made in forward-looking models. See EM2020 further discussion and links to the literature.

Misspecified forecast models

In both the anticipated-utility and shadow-price implementations of agent-level learning discussed above, the forecasting models used are *linear* and thus necessarily misspecified. The agents' linear forecast-model misspecification then led us to the concept of a restricted perceptions equilibrium, which, as just discussed, is itself defined in terms of linear projections. The important point to emphasize here is the considerable flexibility afforded by the requirements that agents' forecast models are linear and that the attendant equilibrium is characterized in terms of this linearity. The *only* requirement is that the forecast models be *linear in coefficients*: agents are welcome to regress on whatever non-linear functions and combinations of observables they like. Thus, for example, agents acting in a regime switching environment might have regime dependent forecast models; or if the economy's intrinsic non-linearity relative to shock size is strong enough, agents and modelers may find it reasonable to condition on higher-order terms to account for curvature. In fact, through the specification of the forecast model, agents' sophistication can be quite finely tuned, allowing them to be modeled anywhere from naive to fully rational.

Value-function learning

The method developed in section titled The Shadow-price Approach above is predicated upon marginal decision making, with the future's margin captured by the estimated shadow price of the state. A natural alternative is to have agents estimate the continuation value itself, rather than its derivative, the shadow price, and then make decisions based on the estimated value function. This

implementation of boundedly optimal decision making is termed *value function learning* (VF-learning). In Evans and McGough (2018c) develops the complete theory of VF-learning within the linear-quadratic environment, and compare it to shadow-price learning and other implementations.

While in many environments VF-learning is qualitatively equivalent to SP learning, its implementation often introduces additional complexity: after all, in most models decisions are characterized in terms of the value function's derivative, which is what makes SP learning so natural. On the other hand, certain environments – particularly those involving discrete choice considerations – are particularly well-suited for VF-learning. For example, Branch and McGough (2016) use a version of VF-learning to assess the impact of bounded rationality on trade efficiencies in a money-search model; and Evans, Evans, and McGough (2020) use VF-learning to examine the McCall model of labor search by having agents learn the optimal reservation wage.

Heterogeneous agent models

For simplicity focus here has been placed on the homogeneous agent version of the real business cycle model; however, the above modeling environment explicitly allows for agent-level heterogeneity. Indeed, as indicated by (14) and (15), given the collections of beliefs, the economy's path can be recursively simulated. These same equations emphasize the computational challenge of assessing the REE even numerically: the time path of aggregates depends on the entire distribution of agents' savings, as well as on any other idiosyncratic shocks that are incorporated into the heterogeneous agent version of the model (e.g. income shocks). These distributions become infinite-dimensional states whose evolution must be correctly tracked by both agent and modeler, and the computation of the model consistent transition dynamic governing the evolution of these distributions is a serious technical impediment.

The shadow-price approach offers an alternative that is computationally attractive. In particular, neither the modeler nor the agents need be assumed to know the model-consistent transition dynamics – they need only be able to learn about them. Furthermore, there is no requirement that agents track the distributions required to perfectly forecast prices; instead, and much more naturally, the agents can be provided simple forecasting models – perhaps vector auto-regressions in some collection of aggregate observables – which they update over time.¹² Thus to simulate a heterogeneous agent model, simply specify the forecast models agents will use, and provide them with an associated recursive estimation procedure. The only limitation is the number of agents your computer can reasonably handle, and on modern clusters simulations with millions of agents is feasible.

Heterogeneity also mitigates multicollinearity concerns that commonly arise in homogeneous models with learning agents. Mechanically, it can be the case that the natural set of regressors used by boundedly rational agents when estimating forecast models exhibits multicollinearity. This issue arises as an artifact of the homogeneity assumption: the representative agent's individual-

¹²It's worth noting that the associated RPE is essentially the approximation to the REE used by Krusell and Smith (1998) and others. See Giusto (2014) for adaptive learning results in the Krusell-Smith model.

specific variables, e.g. savings, correspond also to aggregate variables, e.g. capital stock. With agent-level heterogeneity, these types of correspondences, and hence the multicollinearity issues they induce, are mitigated.

Equilibrium stability

Within the context of agent-level learning, stability concerns remain paramount but also become more nuanced, as three closely related but distinct stability principles organically emerge: market stability, behavioral stability, and expectational stability. These principles reflect the view that only self-reinforcing patterns will be evidenced in actual economic outcomes. Behavioral stability requires that agents update their decision rules in such a way that, provided the environment is stationary, their behavior is asymptotically approximately optimal, where the notion of approximate is context dependent. Thus, asymptotically, agents would not have an incentive to change their decision rule. Market stability concerns how the temporary equilibrium is achieved each period. When expectations are predetermined, this concept is well-established and well-understood, e.g. Hahn (1982). If instead expectations are determined simultaneously with market outcomes, then additional related condition, called *temporary equilibrium* (TE) stability may be required: see Evans and McGough (2018b). Finally, expectational stability governs whether and how the adaptive learning process leads the implied temporary equilibrium path to converge to the restricted perceptions equilibrium.

The linearized real business cycle model

DSGE models are commonly analyzed by computing linear approximations to the model's behavioral equations and then solving the resulting linearized model. Moreover, almost all of the research on agent-level learning already in the literature has been conducted based on these linearized models. This section shows how the shadow-price approach can be developed in linearized environments, and how it relates to other implementations of agent-level learning. A conceptual point is worth emphasizing here: in this section the linearized RBC model is treated as governing the dynamics of the economy, and not as an approximation to these dynamics.

The linearized model

Development of the agent-level approach in non-linear models starts quite abstractly before turn to the particulars of different behavioral assumptions. Development of the linearized model must be specific about the nature of the linearization, including the point about which the linearization is taken. For this reason it is most convenient to, in effect, reverse the order of presentation, and instead begin with the rational model under the assumption of homogeneity and attend to its linearization before turning to associated models of boundedly rational decision making.

The system of non-linear expectational difference equations, which, together with boundary conditions, characterize the REE of the RBC model, can be written

$$\begin{aligned}
\text{Euler:} & \quad u'(c_t) = \beta E_t(1 + r_{t+1})u'(c_{t+1}) \\
\text{Labor:} & \quad \chi'(n_t) = u'(c_t) \cdot w_t \\
\text{Capital accumulation:} & \quad k_{t+1} = z_t f(k_t, n_t) + (1 - \delta_t)k_t - c_t - \tau \\
\text{Real rate:} & \quad r_t = z_t f_k(k_t, n_t) - \delta_t \\
\text{Real wage:} & \quad w_t = z_t f_n(k_t, n_t) \\
\text{Productivity:} & \quad z_t = \bar{z} + \rho(z_{t-1} - \bar{z}) + v_t \\
\text{Depreciation:} & \quad \delta_t = \delta + \iota_t.
\end{aligned} \tag{29}$$

Using $d\star$ to denote the deviation of the variable \star from its non-stochastic steady state, the first-order approximation of these equations can be written

$$\begin{aligned}
\text{Euler:} & \quad dc_t = E_t dc_{t+1} - \beta c \sigma^{-1} E_t dr_{t+1} \\
\text{Labor:} & \quad \chi'' dn_t = u' dw_t + w u' dc_t \\
\text{Capital accumulation:} & \quad dk_{t+1} = \bar{z} f_k dk_t + \bar{z} f_n dn_t + f dz_t + (1 - \delta) dk_t + k \iota_t - dc_t - d\tau \\
\text{Real rate:} & \quad dr_t = \bar{z} f_{kk} dk_t + \bar{z} f_{kn} dn_t + f_k dz_t - \iota_t \\
\text{Real wage:} & \quad dw_t = \bar{z} f_{nk} dk_t + \bar{z} f_{nn} dn_t + f_n dz_t \\
\text{Productivity:} & \quad dz_t = \rho dz_{t-1} + v_t,
\end{aligned}$$

where all derivatives are evaluated at the non-stochastic steady state, c here denotes steady-state consumption, and $\sigma = -cu''(c)/u'(c)$ is the relative risk aversion. It is straightforward to find conformable matrices F and G , and reduced-form parameters $(\theta_c, \theta_k, \theta_z, \theta_\delta)$, so that the equilibrium of the linearized model satisfies the following reduced-form system of linear expectational difference equations:

$$dc_t = F \cdot E_t \begin{pmatrix} dc_{t+1} \\ dk_{t+1} \end{pmatrix} + G \cdot dz_t \tag{30}$$

$$dk_{t+1} = \theta_c \cdot dc_t + \theta_k \cdot dk_t + \theta_z \cdot dz_t + \theta_\delta \cdot \iota_t - d\tau \tag{31}$$

$$dz_{t+1} = \rho dz_t + v_t. \tag{32}$$

Equation (31) captures that capital is predetermined. Using standard techniques to identify the unique, appropriately bounded solution to (30) - (32), equilibrium consumption dc_t can be expressed as linear in dk_t, dz_t and ι_t . Equations (31), (32) and the government spending policy then determine the equilibrium time paths of the linearized economy.

Figure 2 reproduces the policy experiment of Figure 1 in the linear model, and for the same calibration. The dark bands provide cross-sectional quartiles and the lighter bands identify outer deciles, giving indication of the cross-sectional variation induced by productivity and depreciation innovations.¹³

¹³As noted, the mean, quartiles and deciles are cross-sectional: at each in time they are computed across simulations. In particular, the reader should not conclude, e.g., that 50% of the simulations resulted in paths contained in the darker band.

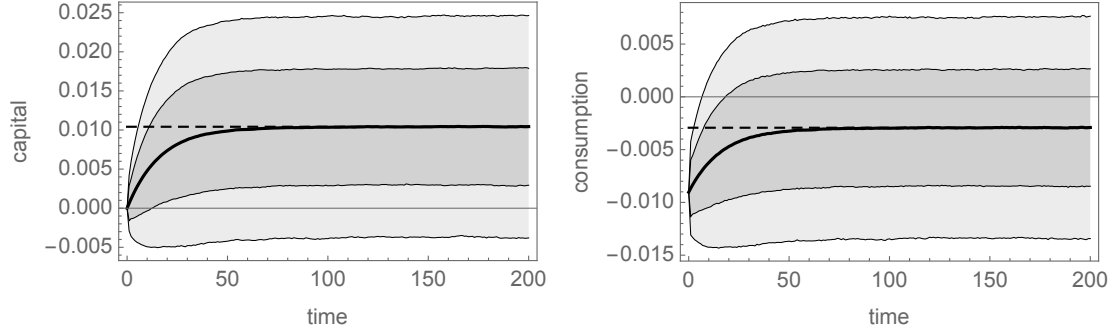


Figure 2: Rational expectations in the linear model

The RE dynamics resulting from a surprise, permanent spending rise are familiar. The policy change raises the present value of the tax burden and thus reduces expected lifetime income. Since consumption and leisure are normal goods, less of each is chosen in the long-run; thus the new long-run steady state of consumption is lower and of labor is higher. The increase in (long-run) labor *ceteris paribus* raises the real interest rate, inducing an increase in savings and thus resulting in an increase in the long-run level of capital. Consider now the transition to the new long-run steady state. Consumption over-shoots its new (lower) long-run level as agents immediately raise their savings in response to the higher real interest rates. Capital, which is a stock and therefore does not undergo an immediate change, converges monotonically to its new, higher steady state.

Reduced-form learning

Before discussing shadow-price learning within the context of the RBC model, first consider *reduced-form learning* (RFL) – so-named because the rational expectations operator E_t in the model’s reduced-form system (30) is simply replaced with an adaptive learning counterpart. RFL is the simplest implementation of adaptive learning in models such as the one under examination here. See EM2020 for an extensive discussion of reduced-form learning.¹⁴

The learning model becomes

$$dc_t = F \cdot E_t^* \begin{pmatrix} dc_{t+1} \\ dk_{t+1} \end{pmatrix} + G \cdot dz_t$$

where E_t^* denotes the as yet unspecified boundedly-rational expectations operator. To close the learning model, a stand must be taken on the forecasting rules, or PLMs, used by learning agents when forming expectations. Under reduced-form learning, it is conventional (though not necessary) to assume that the agents’ PLMs are consistent with the functional dependences present in

¹⁴Giannitsarou (2006) provides an example of a reduced-form learning approach to analyzing a change in tax policy in an RBC model.

the REE, and we adopt this convention here. Thus assume that, for the purposes of forecasting, agents believe dk_{t+1} and dc_t depend linearly on dk_t , dz_t and ι_t . Letting $dx_t = (1, dk_t, dz_t, \iota_t)'$, one may write the agents' PLMs as

$$E_t^* dk_{t+1} = \psi'_k \cdot dx_t \text{ and } dc_t = \psi'_c \cdot dx_t,$$

and thus the pair $\psi = (\psi_c, \psi_k)$ capture agents' beliefs. Also, continue to assume that agents know the process governing the productivity shock.

To obtain the implied data-generating process the agents' PLM is used to write $dx_{t+1}^e = \psi_x \cdot dx_t$, where $\psi_x = \psi_x(\psi_k)$ is a 4×4 matrix function of beliefs, and thus

$$E_t^* dc_{t+1} = \psi'_c \cdot \psi_x \cdot dx_t.$$

Letting e_k be the k^{th} -coordinate vector, and using (30) - (31), it follows that

$$\begin{aligned} dc_t &= \left(F \begin{pmatrix} \psi'_c \cdot \psi_x \\ \psi'_k \end{pmatrix} + G \cdot e'_3 \right) dx_t \equiv T_c(\psi)' dx_t \\ dk_{t+1} &= (\theta_c \cdot T_c(\psi)' + (-d\tau, \theta_k, \theta_z, \theta_\delta)) dx_t \equiv T_k(\psi)' dx_t. \end{aligned} \quad (33)$$

Letting $T(\psi) = (T_k(\psi), T_c(\psi))$, one obtains $(dk_{t+1}, dc_t)' = T(\psi)' dx_t$. As always, T-map takes the perceived parameters to the implied, or actual parameters. The fixed point of this T-map will align with the model's REE.

Equations (33) can be coupled with the RLS updating equations for the agents' forecasting rules to provide the economy's dynamic path. Let ψ_t represent the beliefs of agents determined using data through period t , and let R_t be the agents' corresponding estimate of the second-moment matrix of dx_t . The state of the economy at the beginning of period t may be taken as $(dk_t, dz_{t-1}, \psi_{t-1}, R_{t-1})$. The economy's dynamics are then given by

$$\begin{aligned} dz_t &= \rho dz_{t-1} + v_t \\ dx_t &= (1, dk_t, dz_t, \iota_t)' \\ dc_t &= T_c(\psi_{t-1})' dx_t \\ dk_{t+1} &= T_k(\psi_{t-1})' dx_t \\ R_t &= R_{t-1} + \gamma(dx_t \otimes dx_t' - R_{t-1}) \\ \psi_{c,t} &= \psi_{c,t-1} + \gamma R_t^{-1} dx_t (dc_t - \psi'_{c,t-1} dx_t) \\ \psi_{k,t} &= \psi_{k,t-1} + \gamma R_t^{-1} dx_t (dk_{t+1} - \psi'_{k,t-1} dx_t). \end{aligned} \quad (34)$$

Given initial beliefs, capital stock and productivity shock, the system (34) fully determines the evolution of the economy under reduced-form learning.

The system (34) is easily simulated, which is a very important property for applied and empirically-minded researchers and policy makers. The asymptotic properties of (34) are also reachable via the theory of stochastic recursive algorithms (SRAs). The application of this theory

to learning models similar in form to (34) has been studied extensively – see EM2020 for details. Importantly, whether the asymptotic behavior of (34) leads to a (possibly degenerate) stationary distribution centered on the model’s REE, can be easily assessed using the E-stability principle – a principle that arises from the careful study of SRAs.

The idea behind the principle is to associate with the algorithm the differential equation

$$\dot{\psi} = T(\psi) - \psi, \tag{35}$$

and note that an REE corresponds to a rest point ψ^* of (35).¹⁵ If this rest point is Lyapunov stable then the associated REE is said to be *E-stable*. The E-stability principle says that E-stable REE are locally stable under least-squares learning. It is important to emphasize the simplicity this principle affords stability analysis: if the real parts of eigenvalues of $DT(\psi^*)$ are less than one the dynamic system (34) can be expected to converge, in an appropriate sense, to the REE. Of course there are many details omitted in this brief discussion: see EM2020 for an overview and Evans and Honkapohja (2001) for complete details. Finally, it is known that standard calibrations of the RBC model result in unique E-stable REE.

Figure 3 reproduces the policy experiment of Figure 1 in the linear model under real-time learning, and for the same calibration. The dark bands provide cross-sectional quartiles and the lighter bands give the outer deciles. Details of the learning paths are given for agent-level implementations as they are more amenable to useful interpretation. It is worth noting here, though, some differences between this figure and its rational counterpart. First observe that the time scale is almost an order-of-magnitude larger for the learning model; second, whereas the post-shock REE mean time paths rise monotonically to their new long-run values, the mean learning paths display more complex, hump-shaped behavior; indeed, their initial post-shock behaviors comprise monotonic declines, which provide an empirically testable distinction between rational expectations and adaptive learning. Finally, the cross-sectional variation is roughly the same for the REE and adaptive learning outcomes.

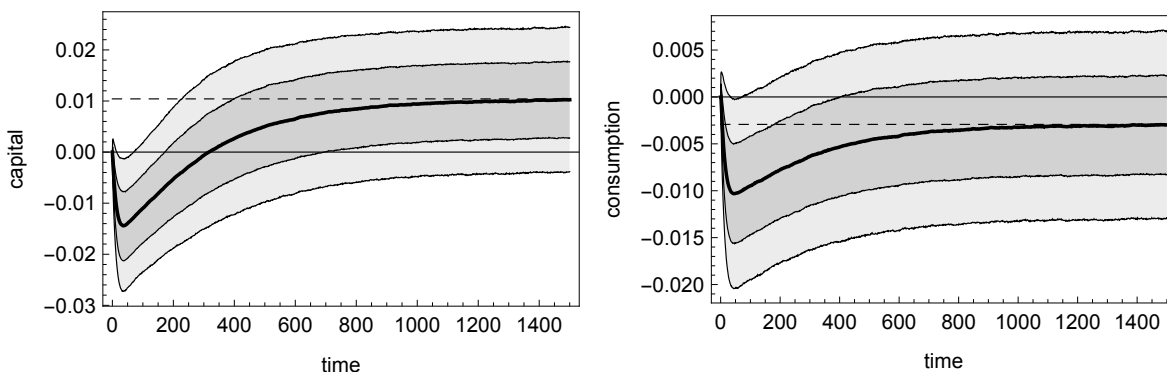


Figure 3: Reduced-form learning in the linear model

¹⁵Here $\dot{\psi}$ represents the derivative of ψ with respect to “notional time.” See Section 2 of EM2020.

Shadow-price learning in the linear model

Reduced-form learning, as implemented above in the RBC model, provides practical access to stability analysis and adaptive-learning dynamics, and this practicality is a principal and appropriate reason for the popularity of the approach; however, the validity of its use rests on several unexamined assumptions. After all, RF-learning introduces bounded rationality only after the collective behavior of agents has been aggregated, simplified (i.e. reduced), and then approximated to first order. Agent-level learning reverses this order-of-operations by introducing bounded rationality at the agent-level and only then aggregating and simplifying, and through this process thus examines the unexamined assumptions.

As emphasized in the previous section, agent-level learning requires that careful attention be paid to the relationships between agents' decisions and the subsequent economic aggregates. In RE models, the alignment of expectations plays a fundamental role in the coordination of agents' behavior; under bounded rationality, expectations are no longer necessarily model consistent, and an explicit modeling of price determination and market clearing – i.e. temporary equilibrium analysis – is needed to understand how actions are coordinated.

The discussion begins with developing the decision-making process of agents under shadow-price learning in the linearized model. Intuitively, just as in the non-linear environment, each period, agents are assumed to make control decisions by balancing estimated measures of the impacts these decisions have on today and tomorrow. This intuition is operationalized by considering the linearizations of agent i 's behavioral equations (24):

$$\begin{aligned}
 \text{Euler:} \quad & dc_t(i) = \left(\frac{\beta}{u''} \right) d\lambda_{t+1}^e(i) \\
 \text{Labor:} \quad & dn_t(i) = \left(\frac{u'}{\chi''} \right) dw_t + \left(\frac{wu'}{\chi''} \right) dc_t(i) \\
 \text{Envelope:} \quad & d\lambda_t(i) = \beta^{-1} u'' dc_t(i) + u' dr_t \\
 \text{Budget:} \quad & da_t(i) = \beta^{-1} da_{t-1}(i) + k \cdot dr_t + n \cdot dw_t + w \cdot dn_t(i) - dc_t(i) - d\tau.
 \end{aligned} \tag{36}$$

To form forecasts of prices, let $dx_t = (1, dk_t, dz_t, \iota_t)$ and adopt the same forecasting models used in the non-linear environment of the section titled The Shadow Price Approach, i.e. agent i holds the following beliefs:

$$dk_{t+1} = \psi'_k(i) \cdot dx_t, \quad dr_{t+1} = \psi'_r(i) \cdot dx_{t+1}, \quad \text{and} \quad dw_{t+1} = \psi'_w(i) \cdot dx_{t+1}, \tag{37}$$

where again agents are assumed know the processes governing dz_t and ι_t . Consistent with the non-linear model, assume agents think that the shadow price of savings depends on their own savings stock as well as on prices. It is then natural to adopt the following PLM for shadow prices:

$$\begin{aligned}
 d\lambda_t(i) &= \psi'_\lambda(i) \cdot (1, da_{t-1}(i), dr_t, dw_t) \\
 d\lambda_{t+1}^e(i) &= \psi'_\lambda(i) \cdot (1, da_t(i), dr_{t+1}^e, dw_{t+1}^e) \equiv \psi(i) \cdot (1, da_t(i), dx_t).
 \end{aligned} \tag{38}$$

Equation (38) emphasizes that $\lambda_{t+1}^e(i)$ is the product of a beliefs' matrix $\psi(i)$, which itself depends on the agent's beliefs $\psi_\star(i)$ for $\star \in \{k, r, w, \lambda\}$, and a vector comprised of the time t control $da_t(i)$ and the time t prices and states dk_t, dz_t and ι_t , which are taken as observable.

Equations (36) - (38) comprise the behavioral primitives of shadow-price learning in the linear model and operationalize boundedly optimal decision-making in this framework. In particular, these equations may be solved for period t decisions to obtain the following schedules:

$$\begin{aligned} dc_t(i) &= dc(da_{t-1}(i), dw_t, dr_t, dx_t, \psi(i)) \\ dn_t(i) &= dn(da_{t-1}(i), dw_t, dr_t, dx_t, \psi(i)) \\ da_t(i) &= da(da_{t-1}(i), dw_t, dr_t, dx_t, \psi(i)) \\ d\lambda_t(i) &= d\lambda(da_{t-1}(i), dw_t, dr_t, dx_t, \psi(i)). \end{aligned} \tag{39}$$

Thus, given last period's savings and current prices and states, and given beliefs, these equations determine agent i 's period t decisions.

Now let

$$dn_t^d = dn^d(dk_t, dw_t, dr_t, dz_t) \text{ and } dk_t^d = dk^d(dn_t, dw_t, dr_t, dz_t)$$

be the linearized labor and capital demands of the representative firm. Prices dr_t and dw_t are then determined in temporary equilibrium via market clearing:

$$\begin{aligned} dk^d(dn_t^d, dw_t, dr_t, dz_t) &= \int_{\mathcal{I}} da_{t-1}(i) di \\ dn^d(dk_t^d, dw_t, dr_t, dz_t) &= \int_{\mathcal{I}} dn(da_{t-1}(i), dw_t, dr_t, dx_t, \psi(i)) di. \end{aligned} \tag{40}$$

Equations (40) may be used in conjunction with equations (39) to determine the period t temporary-equilibrium decisions of each agent.

Proceeding as before, impose homogeneity so that $\psi(i) = \psi$ and $da_{t-1}(i) = dk_t$, and then use capital and labor market clearing to obtain the temporary equilibrium vectors $\mathcal{T}\mathcal{E}_\star(\psi)$ such that

$$\star_t = \mathcal{T}\mathcal{E}_\star(\psi) \cdot dx_t \text{ for } \star \in \{dr, dw, da, dc, dn, d\lambda\}. \tag{41}$$

Since $da_t = dk_{t+1}$, the vector $\mathcal{T}\mathcal{E}_{da}(\psi)$, which is also denoted $\mathcal{T}\mathcal{E}_{dk}(\psi)$ to simplify later notation, together with the exogenous processes dz_t and ι_t , completely determine the evolution of the economy for given beliefs ψ .

The temporary equilibrium vectors may be used to write dz_t and ι_t as linear functions of $d\hat{x}_t \equiv (1, dk_t, dr_t, dw_t)$, and thus $d\lambda_t = T_{d\lambda}(\psi) \cdot d\hat{x}_t$. Letting $T_\star(\psi) = \mathcal{T}\mathcal{E}_\star(\psi)$ for $\star \in \{dr, dw, dk\}$ completes the definition of the T map associated with shadow-price learning in the linear model. A fixed point of this T-map will correspond to the REE of the linearized model, and the T-map can be used to assess E-stability.

Real time learning within this environment may be examined by assuming agents use RLS to estimate their forecast models. The state of the economy at the beginning of period t may be taken

as $(dk_t, dz_{t-1}, \psi_{t-1}, R_{\hat{x}, t-1}, R_{x, t-1})$. The economy's dynamics are then given by

$$\begin{aligned}
dz_t &= \rho dz_{t-1} + v_t \\
dx_t &= (1, dk_t, dz_t, \iota)' \\
d\star_t &= T_\star(\psi_{t-1})' dx_t \text{ for } \star \in \{c, r, w, a\}, \text{ and } dk_{t+1} = da_t \\
d\hat{x}_t &= (1, dk_t, dr_t, dw_t)' \\
d\lambda_t &= T_\lambda(\psi_{t-1})' d\hat{x}_t \\
R_{x,t} &= R_{x,t-1} + \gamma(dx_t \otimes dx_t' - R_{x,t-1}) \\
R_{\hat{x},t} &= R_{\hat{x},t-1} + \gamma(d\hat{x}_t \otimes d\hat{x}_t' - R_{\hat{x},t-1}) \\
\psi_{\lambda,t} &= \psi_{\lambda,t-1} + \gamma R_{\hat{x},t}^{-1} d\hat{x}_t (\lambda_t - \psi_{t-1}' d\hat{x}_t) \\
\psi_{\star,t} &= \psi_{\star,t-1} + \gamma R_{x,t}^{-1} dx_t (\star_t - \psi_{\star,t-1}' dx_t) \text{ for } \star \in \{r, w, a\}.
\end{aligned} \tag{42}$$

Given initial beliefs, capital stock and productivity shock, the system (42) fully determines the evolution of the economy under shadow-price learning.

Figure 4 reproduces the policy experiment of Figure 1 in the linear model, and for the same calibration: see red curves. As expected, convergence of the mean paths of consumption and capital to their new long-run values obtains. There are a number of comments to make regarding Figure 4, and its comparison to the figures produced under non-linear SP-learning and RF-learning. Begin with a discussion of the economics underlying the witnessed behavior before turning to comparisons. Under SP learning, the long-run behavior of the economy is the same as in REE: this is to be expected as it is well-known that in the RBC model the REE is stable under reasonable forms of adaptive learning, and direct computation of the T-map's derivative shows that the implementation retains this stability. The transition dynamics under SP learning, however, are markedly different from the REE counterparts.

To explain this difference it is helpful to first recall the REE model and its underlying mechanisms: rational agents fully and immediately incorporate the present value of their increased tax burden as well as the current and future economy-wide impact this policy change will have on aggregate dynamics; this causes agents to sharply decrease consumption – overshooting the long-run steady state – in order to increase savings while interest rates are high, before converging to the new, lower, long-run steady state. Correspondingly, capital monotonically rises to its long-run steady state.

Consider next the consumption and capital paths under SP learning (in either the linear or non-linear setting). Initially, capital falls for a number of periods as a direct consequence of the rise in public spending. This fall in capital takes the form of a decrease in savings from the perspective of the agents, thereby raising saving's shadow price; further, the fall in capital increases the expected real interest rate. Both effects induce agents to slowly shift consumption towards savings, with the inertial response reflecting the gradual adjustment of agents' forecast parameters ψ . Only over time do the beliefs of agents adjust to the permanent policy change, allowing the economy to converge to its new long-run steady state.

Now compare the dynamics of SP learning in the linear and non-linear settings. Note that

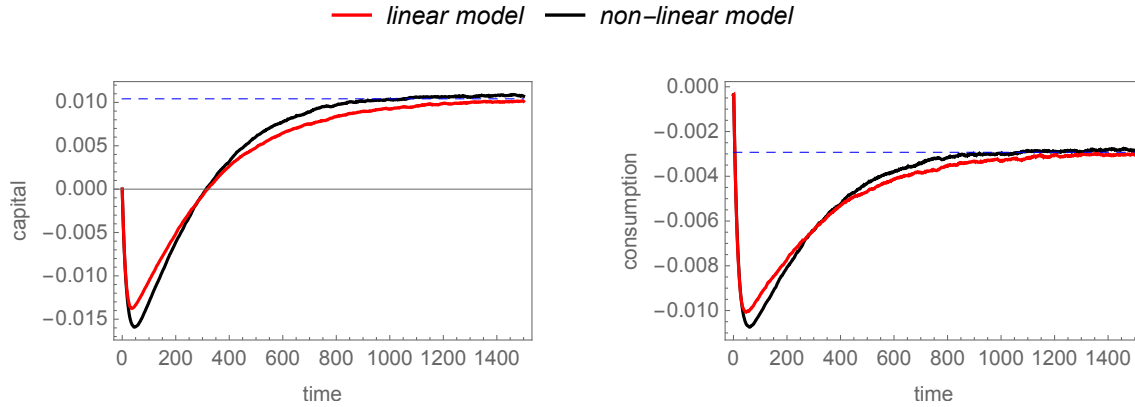


Figure 4: shadow-price learning in the linear- and non-linear models

the black curves in Figure 4 reproduce the mean paths obtained from the non-linear simulations of Figure 1. The mean paths obtained under SP-learning are quite similar in the linear and the non-linear models, which is not surprising in a model with small shocks and the modest curvature induced by log utility and Cobb-Douglas production. However, there are some differences: for both capital and consumption the magnitudes of the troughs and the speed of mean reversion are smaller in the linear model.

Turning to comparisons of models of learning, the mean paths obtained under SP-learning and RF-learning in the linear model are almost identical, which reflects that the representative agent's FOCs are almost exactly the reduced-form equations characterizing the REE. This feature will be expanded upon in the next section on Euler-equation learning. There is, however, an important difference between the time paths, even in this simple modeling environment: under RF-learning there is *no* immediate impact on consumption, which reflects the omission of the effect, at the agent level, of a rise in public spending.

Euler-equation learning

As mentioned in the introduction, a number of agent-level implementations have been proposed within the linearized model framework, and among them, the two most prominent are *Euler-equation learning* and *Long-horizon learning*. This section develops Euler-equation learning, and shows that in this simple environment it is equivalent to shadow-price learning. The next section develops long-horizon learning, discusses its relationship with the anticipated-utility approach, and finally shows that it is analogous to an iterated version of shadow-price learning that itself replicates anticipated utility in the linear model.

Under shadow-price learning, agents use estimated shadow prices to measure tradeoffs and in-

form decisions. Under Euler-equation learning agents make decisions in a manner consistent with their Euler equation, modified to include their boundedly rational forecasts, as well as consistent with their intra-temporal FOC. To operationalize this proposal, algebraically eliminate the shadow price from the linearized behavioral equations (36) of agent i , to obtain

$$\begin{aligned}
\text{Euler:} \quad & dc_t(i) = dc_{t+1}^e(i) - \beta c \sigma^{-1} dr_{t+1}^e \\
\text{Labor:} \quad & dn_t(i) = \left(\frac{u'}{\chi''} \right) dw_t + \left(\frac{wu'}{\chi''} \right) dc_t(i) \\
\text{Budget:} \quad & da_t(i) = \beta^{-1} da_{t-1}(i) + k \cdot dr_t + n \cdot dw_t + w \cdot dn_t(i) - dc_t(i) - d\tau,
\end{aligned} \tag{43}$$

where $\sigma = -cu''/u'$. To form forecasts of prices, again let $dx_t = (1, dk_t, dz_t, \iota)$ and adopt the same forecasting models as with linearized SP learning (repeated and renumbered here for clarity): agent i holds the following beliefs:

$$dk_{t+1} = \psi'_k(i) \cdot dx_t, \quad dr_{t+1} = \psi'_r(i) \cdot dx_{t+1}, \quad \text{and} \quad dw_{t+1} = \psi'_w(i) \cdot dx_{t+1}, \tag{44}$$

where it is again assumed that agents know the processes governing dz_t and ι_t . As is evident from the Euler equation, agent i must forecast his own future consumption. Analogous to shadow-price learning, assume the agent uses a linear forecast model of the form

$$\begin{aligned}
dc_t(i) &= \psi'_c(i) \cdot (1, da_{t-1}(i), dr_t, dw_t), \\
dc_{t+1}^e(i) &= \psi'_c(i) \cdot (1, da_t(i), dr_{t+1}^e, dw_{t+1}^e).
\end{aligned} \tag{45}$$

Using these forecasting models, we may write $c_{t+1}^e(i)$ as a linear function of the time t control $da_t(i)$ and the time t states dk_t, dz_t and ι , which are taken as observable.

Equations (43) - (44) comprise the behavioral primitives of Euler-equation learning in the linear model and operationalize boundedly optimal decision-making in this framework. In particular, these equations may be solved for period t decisions to obtain the following schedules:

$$\begin{aligned}
dc_t(i) &= dc(da_{t-1}(i), dr_t, dw_t, dx_t, \psi(i)) \\
dn_t(i) &= dn(da_{t-1}(i), dr_t, dw_t, dx_t, \psi(i)) \\
da_t(i) &= da(da_{t-1}(i), dr_t, dw_t, dx_t, \psi(i)).
\end{aligned} \tag{46}$$

Thus, given last period's savings and current prices and states, and given belief parameters, these equations determine agent i 's period t decisions. Note that $dc_{t+1}^e(i)$ is simultaneously determined with the agent's controls.

Continuing as before, impose homogeneity, so that $\psi(i) = \psi$ and $da_{t-1}(i) = dk_t$, and use capital and labor market clearing to obtain the temporary equilibrium vectors $\mathcal{T}\mathcal{E}_*(\psi)$ such that

$$\star_t = \mathcal{T}\mathcal{E}_*(\psi) \cdot dx_t \text{ for } \star \in \{dr, dw, da, dc, dn\}.$$

Since $da_t = dk_{t+1}$, the vector $\mathcal{T}\mathcal{E}_{da}(\psi)$, which is also denoted $\mathcal{T}\mathcal{E}_{dk}(\psi)$ to simplify later notation, together with the exogenous processes dz_t and ι_t , completely determine the evolution of the economy for fixed beliefs ψ .

The temporary equilibrium vectors may be used to write dz_t and u_t as linear functions of $d\hat{x}_t \equiv (1, dk_t, dr_t, dw_t)$, and thus $dc = T_{dc}(\psi) \cdot d\hat{x}_t$. Letting $T_\star(\psi) = \mathcal{TE}_\star(\psi)$ for $\star \in \{dr, dw, dk\}$ completes the definition of the T -map associated with Euler-equation learning in the linear model. A fixed point of this T -map will correspond to the REE of the linearized model, and the T -map can be used to assess E-stability.

The policy experiment under Euler-equation learning results in mean paths that are indistinguishable from their shadow-price counterparts; hence an associated figure is not included. This tight relationship reflects that the shadow price measures the interest-rate adjusted marginal utility of consumption, whence acting to meet the Euler equation is qualitatively equivalent to acting optimally against a shadow-price forecast. Minor quantitative differences reflect asymmetries in the way different shock realizations impact specific estimates. In more complex models, particularly in models with more endogenous states than controls, e.g. habit persistence, shadow-price learning and Euler-equation learning are both quantitatively and qualitatively distinct. The precise conditions under, and manner in which, shadow-price learning and Euler-equation learning are equivalent is detailed in Evans and McGough (2018c).

Finally, return to the observation that the paths of consumption and capital – indeed the paths of all aggregates – under reduced-form learning are almost identical to the those obtained under shadow-price learning, and thus under Euler-equation learning. As noted by Evans and Honkapohja (2006) and Honkapohja, Mitra, and Evans (2013) in their exposition of Euler-equation learning, this close association is commonly used as a justification for adopting the comparatively simple implementation of reduced-form learning.

Long-horizon learning

The implementation of Euler-equation learning took the per-period linearized FOCs as behavioral primitives: agents made decisions based on trade-offs measured via one-period-ahead forecasts. Long-horizon learning adopts a more sophisticated behavioral view of decision-making: agents are assumed to take their estimated forecast rules as indefinitely valid, and to make fully optimal decisions, at least to first order, given their validity.¹⁶ In this way, long-horizon learning can be viewed as a first-order implementation of the anticipated-utility approach.¹⁷

For the environment under consideration, this plays out as follows: by combining their linearized life-time budget constraint (LTBC) with their linearized Euler equations at all iterations, households determine consumption, labor supply and savings schedules conditional on last period's savings and the expected time paths of interest rates, wages and taxes.¹⁸

¹⁶In models with infinitely-lived agents, decision-making based on planning horizons H , where $1 < H < \infty$, are developed in Branch, Evans, and McGough (2013). See Woodford (2019) for an application of finite planning-horizons to monetary policy.

¹⁷Note that long-horizon learning allows for the analysis of anticipated policy changes. See Evans, Honkapohja, and Mitra (2009).

¹⁸Our treatment here of the long-horizon version of the RBC model corresponds to that given in Mitra, Evans, and

A detailed development of the agent-level schedules is somewhat tedious, and the steps are omitted, but with the intention of providing enough details that the reader, with reasonable effort, could reproduce the needed formulae. To make matters easier, the parametric functional forms (28) used in the simulation examples are imposed straight-away.

Let R_t^n be the *expected* n -step-ahead discount rate at time t :

$$R_t^n = \prod_{k=1}^n (1 + r_{t+k}^e)^{-1}, \text{ with } R_t^0 = 1.$$

Agent i 's iterated Euler equations may be written $\beta^n c_t(i) = R_t^n(i) c_{t+n}^e(i)$, and his intra-temporal FOC implies

$$w_{t+i}^e(i) n_{t+i}^e(i) = w_{t+i}^e(i) - \xi c_{t+i}^e(i).$$

His expected LTBC is

$$\begin{aligned} \sum_{i \geq 0} R_t^i(i) c_{t+i}^e(i) &= (1 + r_t) a_{t-1}(i) + \sum_{i \geq 0} R_t^i(i) (w_{t+i}^e(i) n_{t+i}^e(i) - \tau_{t+i}^e(i)), \text{ or} \\ \left(\frac{1 + \xi}{1 - \beta} \right) c_t(i) &= (1 + r_t) a_{t-1}(i) + w_t - \tau_t + \text{PV}_t^e(w, i) - \text{PV}_t^e(\tau, i), \end{aligned} \quad (47)$$

where the second equation simplifies the LTBC using the iterated Euler equations and intra-temporal FOC, and where $\text{PV}_t^e(\star, i)$ is the expected present value of the variable \star against the discount rates $R_t^n(i)$.

Using $dR_t^n(i) = \beta^{n+1} \sum_{i=1}^n dr_{t+i}^e(i)$, linearize (47) and then join it with linearized versions of the intra-temporal constraint and flow budget constraint to get the following schedules

$$\begin{aligned} dc_t(i) &= dc \left(da_{t-1}(i), dw_t, dr_t, \sum_{i \geq 1} \beta^i dr_{t+i}^e(i), \sum_{i \geq 1} \beta^i dw_{t+i}^e(i) \right) \\ dn_t(i) &= dn \left(da_{t-1}(i), dw_t, dr_t, \sum_{i \geq 1} \beta^i dr_{t+i}^e(i), \sum_{i \geq 1} \beta^i dw_{t+i}^e(i) \right) \\ da_t(i) &= da \left(da_{t-1}(i), dw_t, dr_t, \sum_{i \geq 1} \beta^i dr_{t+i}^e(i), \sum_{i \geq 1} \beta^i dw_{t+i}^e(i) \right). \end{aligned} \quad (48)$$

Because only surprise permanent shocks to a constant tax policy are considered, equation (48) suppresses the dependence of the agents' schedules on the expected present value of the tax burden. These behavioral rules are first-order approximations to the fully optimal decision plans associated with the expected future path of prices; said differently, they are linear approximations to optimal decisions conditional on current beliefs. In this way, long-horizon learning can be viewed as an anticipated-utility approach applied to a linearized model.

Honkapohja (2013) and Mitra, Evans, and Honkapohja (2019). See also Evans, Honkapohja, and Mitra (2009).

To form forecasts of prices, again let $dx_t = (1, dk_t, dz_t, \iota_t)$ and adopt the same forecasting models as above: agent i holds the following beliefs:

$$dk_{t+1} = \psi'_k(i) \cdot dx_t, \quad dr_{t+1} = \psi'_r(i) \cdot dx_{t+1}, \quad \text{and} \quad dw_{t+1} = \psi'_w(i) \cdot dx_{t+1}, \quad (49)$$

where agents are assumed to know the processes governing dz_t and ι_t . Using these forecasting models, write $\sum_{i \geq 1} \beta^i d\star_{t+i}^e(i)$ for $\star = r, w$ as linear functions of dx_t .

Equations (48) - (49) comprise the behavioral primitives of long-horizon learning in the linear model and operationalize boundedly optimal decision-making in this framework. In particular, these equations may be solved for period t decisions to obtain the following schedules:

$$\begin{aligned} dc_t(i) &= dc(da_{t-1}(i), dw_t, dr_t, dx_t, \psi(i)) \\ dn_t(i) &= dn(da_{t-1}(i), dw_t, dr_t, dx_t, \psi(i)) \\ da_t(i) &= da(da_{t-1}(i), dw_t, dr_t, dx_t, \psi(i)). \end{aligned} \quad (50)$$

Continuing as before, impose homogeneity, so that $\psi(i) = \psi$ and $da_{t-1}(i) = dk_t$, and then use capital and labor market clearing to obtain the temporary equilibrium vectors $\mathcal{T}\mathcal{E}_\star(\psi)$ such that

$$\star_t = \mathcal{T}\mathcal{E}_\star(\psi) \cdot dx_t \text{ for } \star \in \{dr, dw, da, dc, dn\}.$$

Since $da_t = dk_{t+1}$, the vector $\mathcal{T}\mathcal{E}_{da}(\psi)$, which is also denoted $\mathcal{T}\mathcal{E}_{dk}(\psi)$ to simplify later notation, together with the exogenous processes dz_t and ι_t , completely determine the evolution of the economy for fixed beliefs ψ . Letting $T_\star(\psi) = \mathcal{T}\mathcal{E}_\star(\psi)$ for $\star \in \{dr, dw, dk\}$ provides the definition of the T map associated with long-horizon learning in the linear model. A fixed point of this T-map will correspond to the REE of the linearized model, and the T-map can be used to assess E-stability. The associated development of the the real-time learning dynamics is routine.

Figure 5 considers the policy experiment in the linear model under long-horizon (LH) learning. A practical issue that is particularly important within the context of LH-learning is the choice of the gain parameter. The dependence of agents's decisions on long-horizon forecasts often induces very strong negative expectational feedback, which can be destabilizing unless the gain is quite small. This is in contrast to shadow-price, Euler-equation, and reduced-form learning, where the induced expectational feedback is typically positive.¹⁹ For example, in the model at hand, under Euler-equation learning, the dominant eigenvalue has real part equal to 0.9167 whereas under long-horizon learning the dominant non-zero eigenvalue is less than -4.0 .²⁰ Following Eusepi and Preston (2011), the gain is set at 0.002 for the LH-learning experiment.

The behavior witnessed here is somewhat different from the time paths associated with shadow-price and Euler-equation learning. Three comments are warranted here. First, in contrast to SP-learning, the impact-effect of the spending increase results in over-shooting of consumption, which

¹⁹The analytical results underlying this phenomenon is provided in Evans, Guesnerie, and McGough (2019).

²⁰This large negative eigenavalue results in more frequent unstable paths under learning, an instability that is further magnified by larger gains. For the calibrated gain of 0.002 unstable paths rarely arise; however, for example, with the gain set to 0.1, of 50,000 LH-learning simulations 1.44% were unstable; the corresponding proportion for SP-learning was 0.006%.

in part reflects that the agent’s behavioral rule (48) does explicitly incorporate the true present value of the increased tax burden. This distinction from behavior implied by shadow-price learning is empirically testable.²¹ Second, the agent still has to learn how the policy change will alter the dynamics of aggregate capital, and here his behavior is analogous to his SP learner counterpart: as capital initially falls the agent becomes overly pessimistic, resulting in the sharp decline in consumption; as his beliefs adjust to mitigate the pessimism the economy returns to the REE.

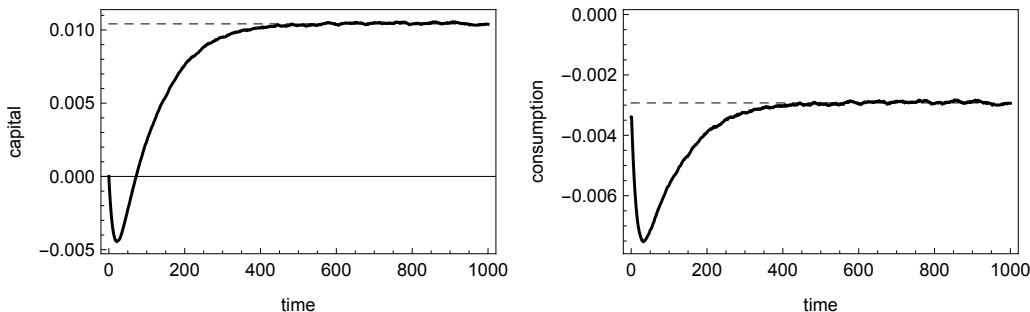


Figure 5: long-horizon learning in the linear model, with gain $\gamma = 0.002$

Under long-horizon learning, agents move somewhat more quickly toward the new equilibrium, which reflects that through their long-horizon impacts, changes in beliefs result in larger changes in behaviors than would be induced in the analogous SP-learner. At a mechanical level, this difference reflects the eigenvalues mentioned above. Intuitively, eigenvalues with real part near one correspond to beliefs that are almost self-fulfilling; thus they result in smaller forecast errors and slower adjustment. Analogously, large negative eigenvalues correspond to beliefs that are contradicted by outcomes and thus result in larger forecast errors and more rapid adjustment. That such eigenvalues arise under long-horizon learning reflects that estimated forecast models are used to form expectations far into the future, thus compounding the impact of poorly estimated forecast-model parameters.

Shadow-price learning and anticipated utility

The shadow-price approach can be modified to accord fully with the paradigm of anticipated utility. Under the standard implementation of SP learning agents choose to neglect that the realized dependence of their shadow price on savings and prices differs from the estimated dependence that they used to form forecasts. There are many reasons why the agents might make this choice, including cognitive abilities and costs, and that the discrepancy might reflect errors in their state-variable forecast models, and therefore correcting the discrepancy might result in poorer decisions. On the other hand, if one adopts the anticipated-utility perspective that agents view their state-variable

²¹The analysis of empirically testable distinctions between learning implementations is of considerable interest and merits future research.

forecast models as accurate and that they are cognitively unconstrained then it makes sense to assume agents do note and correct the discrepancy.

The corrective behavior induced by the anticipated-utility approach may be implemented by finding a fixed point of the T-map associated with shadow-price perceptions. More specifically, using the notation of the section titled Shadow Price Learning in the Linear Model, and considering only the homogeneous case, let $\hat{\psi} = (\psi_k, \psi_r, \psi_w)$ denote the agent's transition beliefs, and define $\psi_\lambda^*(\hat{\psi})$ as the solution to

$$\psi_\lambda^*(\hat{\psi}) = T_{d\lambda}(\psi_\lambda^*(\hat{\psi}), \hat{\psi}).$$

Then $\psi_\lambda^*(\hat{\psi})$ corresponds to the time-invariant shadow price forecasting model consistent with the savings behavior it induces, given the fixed transition beliefs $\hat{\psi}$. If agents use $\psi_\lambda^*(\hat{\psi})$ to forecast shadow prices, this, in effect, assumes agents act as if their transition beliefs for states exogenous to their behavior are correct and will hold indefinitely, and so they take the time (and have the sophistication) to compute the implied the time-invariant forecast model for shadow prices.

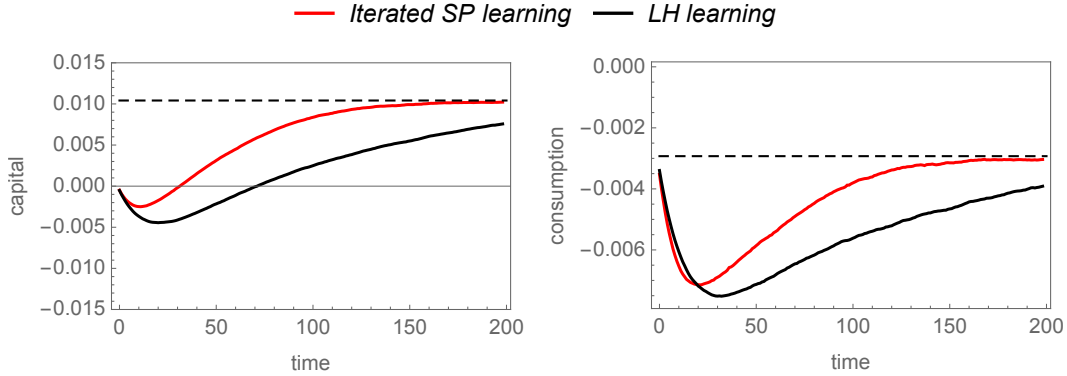


Figure 6: Iterated shadow-price learning in the linear model

Adopting the assumption that agents use ψ_λ^* to forecast shadow prices removes the explicit dependence of the model's temporary equilibrium maps on ψ_λ (because it is now determined by $\hat{\psi}$), and so the maps may be written

$$\star_t = \mathcal{E}_\star(\hat{\psi}) \cdot dx_t \text{ for } \star \in \{dr, dw, da, dc, dn, d\lambda\}.$$

With this modification, the remainder of the modeling and analysis proceeds just as it has in previous treatments.

Figure 6 compares the outcomes of the policy experiment under long-horizon and iterated shadow-price learning.²² Focusing on the consumption panel, the impact effect of the spending increase is qualitatively and quantitatively the same for both implementations: similar to RE and in

²²For the graphs in Figure 6, the gain used for simulating iterated SP learning is $\gamma = 0.04$ as above, while for comparison purposes the gain used for simulating LH learning is $\gamma = 0.004$.

contrast to SP-learning, both consumption paths over-shoot the new steady-state level. In contrast to RE and similar to SP-learning, in the periods following the impact effect, both consumption paths continue to decline as agents' forecasting models are updated to asymptotically align with the new public spending level. Finally, after reaching similar troughs, both consumption paths converge monotonically to the new steady-state level, and at a rate that is faster than the standard implementation of SP learning.

Conclusions

EM2020 surveys the central ideas of adaptive learning, focusing on the standard reduced-form analysis, within a range of macroeconomic models. In contrast, the current focus has been on implementation of the agent-level approach to adaptive learning, emphasizing the interaction between boundedly optimal decision-making and boundedly rational forecasting, as well as its aggregate implications. The SP approach to agent-level learning has a major advantage in its ability to be implemented in non-linear environments. Though not addressed, SP-learning is also able to accommodate complex heterogeneity.

A linearized RBC model was used to examine several alternative implementations of the agent-level approach: SP-learning, Euler-equation learning, long-horizon learning, and iterated SP-learning. These approaches were compared and contrasted using a simple policy change involving a permanent increase in government spending.

Within the context of linearized representative-agent models, reduced-form learning provides tractable access to many central considerations of adaptive learning including asymptotic stability, transition dynamics and empirical analysis. Furthermore, it is often possible to justify reduced-form learning using a particular implementation of the agent-level approach. Agent-level learning may be more appropriate for questions of policy analysis, particularly when the Lucas critique is a concern, and is likely to be of increasing importance because of its ease of applicability to heterogeneous-agent models.

References

- ADAM, K., A. MARCET, AND J. BEUTEL (2017): "Stock Price Booms and Expected Capital Gains," *American Economic Review*, 107, 2352–2408.
- ARROW, K. J., AND M. INTRILIGATOR (eds.) (1982): *Handbook of Mathematical Economics, Volume II*. North-Holland, Amsterdam.
- BRANCH, W., AND B. MCGOUGH (2016): "Heterogeneous beliefs and trading inefficiencies," *Journal of Economic Theory*, 163, 786 – 818.

- BRANCH, W. A., AND G. W. EVANS (2006): “A Simple Recursive Forecasting Model,” *Economic Letters*, 91, 158–166.
- BRANCH, W. A., G. W. EVANS, AND B. MCGOUGH (2013): “Finite Horizon Learning,” in Sargent and Vilmunen (2013), chap. 9.
- BRAY, M., AND N. SAVIN (1986): “Rational Expectations Equilibria, Learning, and Model Specification,” *Econometrica*, 54, 1129–1160.
- COGLEY, T., AND T. J. SARGENT (2008): “Anticipated Utility and Rational Expectations as Approximations of Bayesian Decision Making,” *International Economic Review*, 49, 185–221.
- EUSEPI, S., AND B. PRESTON (2010): “Central Bank Communication and Expectations Stabilization,” *American Economic Journal: Macroeconomics*, 2, 235–271.
- (2011): “Expectations, Learning and Business Cycle Fluctuations,” *American Economic Review*, 101, 2844–2872.
- (2012): “Debt, Policy Uncertainty and Expectations Stabilization,” *Journal of the European Economic Association*, 10, 860–886.
- EVANS, D., G. W. EVANS, AND B. MCGOUGH (2020): “Learning When to Say No,” Working paper, University of Oregon.
- EVANS, G. W., R. GUESNERIE, AND B. MCGOUGH (2019): “Eductive Stability in Real Business Cycle Models,” *Economic Journal*, 129, 821–852.
- EVANS, G. W., AND S. HONKAPOHJA (2001): *Learning and Expectations in Macroeconomics*. Princeton University Press, Princeton, New Jersey.
- (2006): “Monetary Policy, Expectations and Commitment,” *Scandinavian Journal of Economics*, 108, 15–38.
- EVANS, G. W., S. HONKAPOHJA, AND K. MITRA (2009): “Anticipated Fiscal Policy and Learning,” *Journal of Monetary Economics*, 56, 930–953.
- EVANS, G. W., AND B. MCGOUGH (2018a): “Agent-level Learning in General Equilibrium: the Shadow-Price Approach,” mimeo, University of Oregon.
- (2018b): “Interest-Rate Pegs in New Keynesian Models,” *Journal of Money, Credit and Banking*, 50, 939–965.
- (2018c): “Learning to Optimize,” mimeo, University of Oregon.
- (2020): “Adaptive Learning and Macroeconomics,” *Oxford Research Encyclopedia of Economics and Finance*, in preparation.

- GABAIX, X. (2014): “A Sparsity-Based Model of Bounded Rationality,” *Quarterly Journal of Economics*, 129(4), 1661–1710.
- GIANNITSAROU, C. (2006): “Supply-Side Reforms and Learning Dynamics,” *Journal of Monetary Economics*, 53, 291–309.
- GIUSTO, A. (2014): “Adaptive Learning and Distributional Dynamics in an Incomplete Markets Model,” *Journal of Economic Dynamics and Control*, 40, 317–333.
- HAHN, F. (1982): “Stability,” in Arrow and Intriligator (1982), chap. 16, pp. 746–793.
- HANSEN, L. P., AND T. J. SARGENT (2007): *Robustness*. Princeton University Press, Princeton, NJ.
- HICKS, J. R. (1946): *Value and Capital, Second edition*. Oxford University Press, Oxford UK.
- HONKAPOHJA, S., K. MITRA, AND G. W. EVANS (2013): “Notes on Agents’ Behavioral Rules Under Adaptive Learning and Studies of Monetary Policy,” in Sargent and Vilmunen (2013), chap. 5.
- JACOBS, D., E. KALAI, AND M. KAMIEN (eds.) (1998): *Frontiers of Research in Economic Theory*. Cambridge University Press, Cambridge.
- KREPS, D. M. (1998): “Anticipated Utility and Dynamic Choice,” in Jacobs, Kalai, and Kamien (1998), pp. 242–274.
- KRUSELL, P., AND A. SMITH (1998): “Income and Wealth Heterogeneity in the Macroeconomy,” *Journal of Political Economy*, (106), 867–896.
- MACKOWIAK, B., AND M. WIEDERHOLT (2009): “Optimal Sticky Prices under Rational Inattention,” *American Economic Review*, 99(3), 769–803.
- MANKIW, N. G., AND R. REIS (2002): “Sticky Information versus Sticky Prices: A Proposal to Replace the New Keynesian Phillips Curve*,” *The Quarterly Journal of Economics*, 117(4), 1295–1328.
- MARCET, A., AND T. J. SARGENT (1989a): “Convergence of Least-Squares Learning in Environments with Hidden State Variables and Private Information,” *Journal of Political Economy*, 97, 1306–1322.
- (1989b): “Convergence of Least-Squares Learning Mechanisms in Self-Referential Linear Stochastic Models,” *Journal of Economic Theory*, 48, 337–368.
- MITRA, K., G. W. EVANS, AND S. HONKAPOHJA (2013): “Policy Change and Learning in the RBC Model,” *Journal of Economic Dynamics and Control*, 37, 1947–1971.
- (2019): “Fiscal Policy Multipliers in an RBC Model with Learning,” *Macroeconomic Dynamics*, 23, 240–283.

- PRESTON, B. (2005): “Learning about Monetary Policy Rules when Long-Horizon Expectations Matter,” *International Journal of Central Banking*, 1, 81–126.
- SARGENT, T. J. (1993): *Bounded Rationality in Macroeconomics*. Oxford University Press, Oxford.
- SARGENT, T. J., AND J. VILMUNEN (eds.) (2013): *Macroeconomics at the Service of Public Policy*. Oxford University Press.
- SIMS, C. A. (2003): “Implications of rational inattention,” *Journal of Monetary Economics*, 50(3), 665 – 690, Swiss National Bank/Study Center Gerzensee Conference on Monetary Policy under Incomplete Information.
- WOODFORD, M. (2019): “Monetary Policy Analysis When Planning Horizons Are Finite,” *NBER Macroeconomics Annual*, 33(1), 1–50.